Rotary & Scroll
Compressor

Compressor Technology
for Air-Conditioning

Why LG Compressor?

Technology

LG compressors are continuously evolving group of high-precision machining and assembly technologies from accumulated techniques for generating sustainable world best compressor. Especially we are enabling to give our customers technical support in order to provide best performance compressor through design mechanism and produce key technology of compressor, inverter motor and drive that makes you to achieve optimized product.

Model Variety

In order to offer you a various product portfolio of air conditioning compressor, our range covers single, twin, two stage of rotary compressor and low pressure and high pressure of scroll compressor.
It enables to provide you with full support in all application of your needs.

Quality

With the product quality and safety evaluation system that performs basic quality and safety evaluation for products at every production stage. Under the quality gate system, all our products undergo a safety check at each quality gate based on a checklist, preventing shipments of products with quality or safety issues.
We also have achieved recognition our quality and sustainability from Europe, North America, China and Japan.

Customer Support

LG compressors promise to deliver a satisfaction level for all your business stage from research, development to the spec-in that exceeds our customers expectations, and strives to provide the highest value to our customers through a fast, accurate and differentiated service & solution as your business partner.

Brief History & Factory

Milestones & Production Sites

1963
Motor Production

1973
Refrigerator Compressor Production

1990
Air-conditioner Compressor Production

2006
Unification of Motor & Compressor Division

2008
Compressor Sales 100 Million Units

2011
Establishment of C&M Business Unit

Contents

Why LG Compressor? 01
Brief History & Factory 02

Rotary Compressor 06
- Product Range 07
- Nomenclature 07
- Specification | Constant speed 08
- Specification | Inverter 40
- Specification | Drive 42
- Wiring Diagram 44
- Mountings 44
- Accessory Part 45
- Packing & Container Stuffing Quantity 45

Scroll Compressor 46
- Product Range 47
- Nomenclature 47
- Specification | Constant speed 48
- Specification | Inverter 60
- Specification | Drive 62
- Wiring Diagram 63
- Accessory Part 63
- Mountings 63
- Packing & Container Stuffing Quantity 63

Rotary Compressor

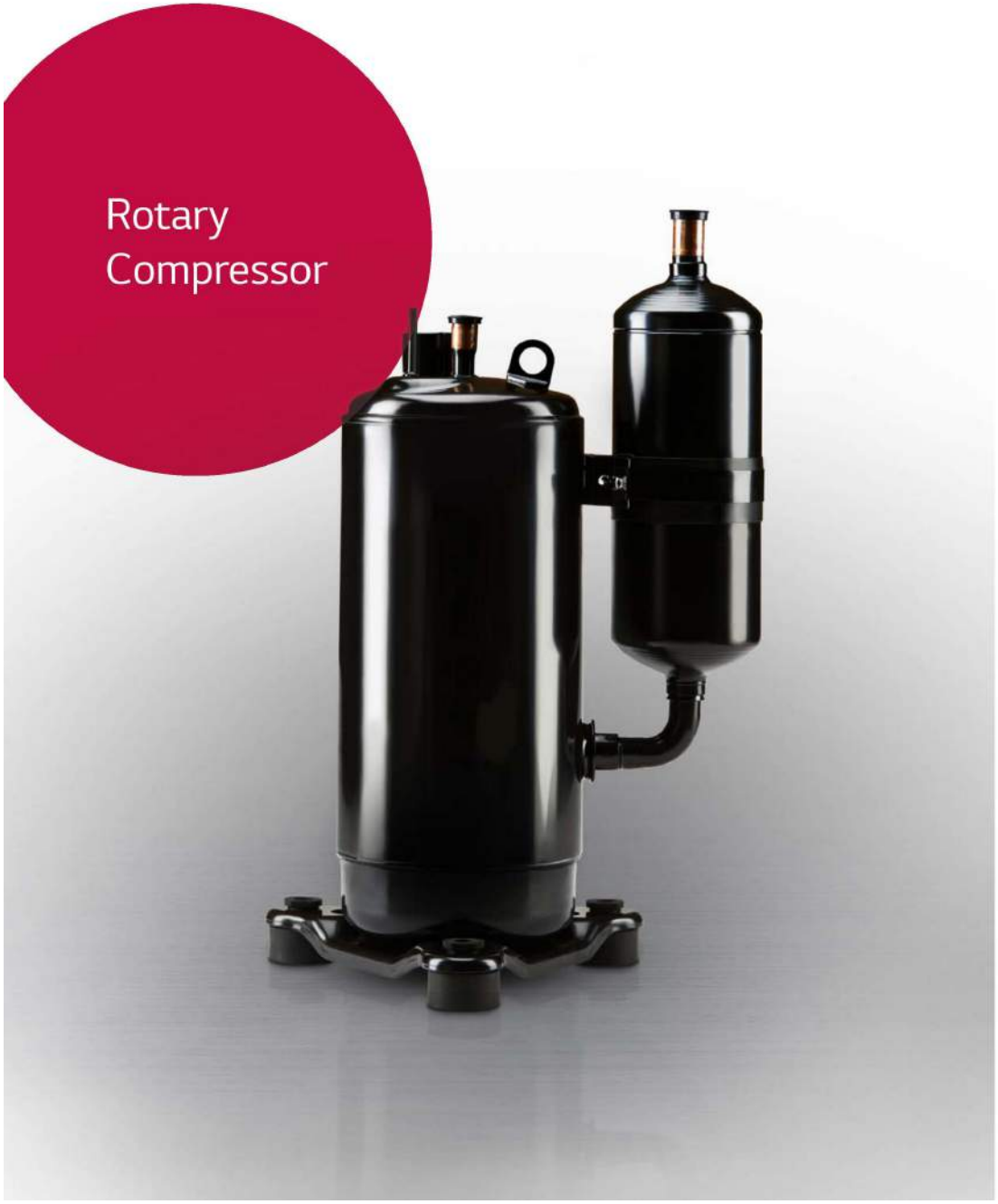

Product Range

Constant speed

Frame		S(90mm)		A (101mm)		K (112mm)		J (121mm)		V (132mm)		P (139mm)			
Displacement [cc/rev]		4.0		4.8		8.0		12.5	15.1		22.2	25.0	28.0	36.2	40.7	52.5
Capacity [KW]	R134a		1.3	1.5	2.2											
	R410A	1.3		2.3		4.5		5.4			6.9					
	R22		1.0	1.5	2.6	3.2		3.9	5.3		5.8	7.6		8.8		8.8
Refrigerant	R134a															
	R410A															
	R22															
	R407C															
Pump																

Inverter

Capacity [kW, R410A/R32]		2.0			3.2 3.8			5.3 7.3			8.2 1.0		15		
			A (101mm)			K (112mm)			J (121mm)				P (139mm)		
Displacement [cc/rev.]		7.2	9.2		10.2 12.8	14.1		17.6 24.0			27.2 33.0		44.2		52.5
Frame	Refrigerant: R410A														
	Refrigerant: R134a														
	Refrigerant: R22														
	Refrigerant: R32														
	Magnet														
	Magnet: Rare Earth														
	Pump: 1-Piston														
	Pump: 2-Piston														
	Pump: 3-Piston														

Nomenclature

G K T 141 M A A

Refrigerant
D : R32 N : R407C
E : R134a Q : R22
G : R410A

Compressor size (unit : mm)
A : 101 P : 139
J : 121 S : 90
K : 112 V : 132

Generation code
D : 2-Stage twin rotary T : Twin
M : Modulation U : Ultra EER
S : Super EER

Capacity
Displacement
(ex : 222=22.2cc / rev × 10)

Exterior specification (A-Z)

Motor specification (A-Z)

Motor code

Series	Power source (V) Phase( )	V	HZ	Motor
C	1	115	60	Concentrated
G	1	220	60	
H	1	220	50	
J	1	200/220	50	
K	1	208-230	60	
P	1	220/240	50	
Q	1	265	60	
Y	3	330/420	50	
U	3	380	60	
D		BLDC Inverter		BLDC / Distributed
M		BLDC Inverter		BLDC / Distributed

Specification _ Constant speed (R410A, 1Piston)

Refrigerant	Type	Frequency	Voltage	Series	Model	Cooling Capacity		Input	EER	COP	Test Condition
						Btu/hr	Watts	Watts	Btu/W.hr	W/W	
R410A	1piston	50Hz	1Φ,220/240V	GA	GA066P	5,270	1,544	555	9.50	2.78	ASHRAE
					GA080P	6,550	1,919	668	9.81	2.87	ASHRAE
					GA086P	7,050	2,066	735	9.59	2.81	ASHRAE
				GK	GK086P	6,900	2,022	726	9.50	2.79	ASHRAE
					GK094P	7,700	2,256	794	9.70	2.84	ASHRAE
					GK102P	8,250	2,418	841	9.81	2.87	ASHRAE
					GK113P	9,000	2,637	914	9.85	2.89	ASHRAE
					GK120P	9,700	2,842	1,010	9.60	2.81	ASHRAE
					GK141P	11,350	3,326	1,170	9.70	2.84	ASHRAE
					GK151P	12,200	3,575	1,245	9.80	2.87	ASHRAE
				GKS	GKS094P	7,700	2,256	755	10.20	2.99	ASHRAE
					GKS108P	8,700	2,549	838	10.38	3.04	ASHRAE
					GKS113P	8,750	2,564	920	9.51	2.79	ASHRAE
					GKS134P	10,900	3,194	1,100	9.91	2.90	ASHRAE
					GKS141P	11,500	3,370	1,116	10.30	3.02	ASHRAE
					GKS151P	12,230	3,584	1,245	9.82	2.88	ASHRAE
				GJ	GJ176P	14,400	4,220	1,485	9.70	2.84	ASHRAE
					GJ196P	16,500	4,835	1,705	9.68	2.84	ASHRAE
					GJ208P	17,500	5,128	1,750	10.00	2.93	ASHRAE
					GJ222P	18,500	5,421	1,867	9.91	2.90	ASHRAE
					GJ230P	19,100	5,597	1,949	9.80	2.87	ASHRAE

Note 1 : Figures in the table are subject to change without prior notice for performance improvement.

Note 2 :

Test condition	Condenser temperature	Evaporation temperature	Suction temperature	Sub cool
ASHRAE	54.4℃	7.2℃	35℃	8.3℃

Dimension							
A	B	C	D	E	F	G	H
194.8	257.7	238.9	89.0	50.8	106.2	8.06	9.7
194.8	257.7	238.9	89.0	50.8	106.2	8.06	9.7
204.2	257.7	238.9	89.0	50.8	106.2	8.06	9.7
204.0	274.3	243.6	93.0	50.8	118.2	8.06	9.7
204.0	264.3	243.6	93.0	50.8	118.2	8.06	9.7
204.0	272.3	262.6	109.0	75.0	118.2	8.06	12.8
204.0	265.3	253.6	93.7	50.8	118.2	8.06	9.7
212.0	272.3	253.6	93.0	50.8	118.2	8.06	9.7
212.0	272.3	253.6	103.0	65.0	118.2	8.06	12.8
217.0	277.3	262.6	109.0	75.0	118.2	8.06	12.8
209.0	259.6	238.9	93.0	50.8	118.2	8.06	9.7
214.0	274.6	253.9	93.7	65.0	118.2	8.06	9.7
209.0	259.3	288.6	103.0	65.0	118.2	8.06	12.8
212.0	273.0	263.9	104.0	65.0	118.2	8.06	9.7
212.0	262.3	253.6	104.0	65.0	118.2	8.06	12.8
217.0	268.6	253.6	105.5	65.0	118.2	8.06	12.8
227.0	287.6	257.2	109.0	65.0	127.3	9.70	12.8
218.7	285.8	291.9	109.0	75.0	127.3	9.70	12.8
233.7	309.8	324.9	113.0	75.0	127.3	9.70	12.8
233.7	298.0	324.6	115.5	75.0	127.3	9.70	12.8
233.7	299.3	324.9	114.0	75.0	127.3	9.70	12.8

GA

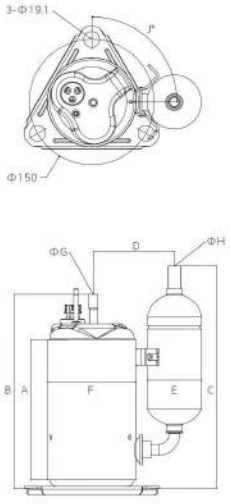

GK

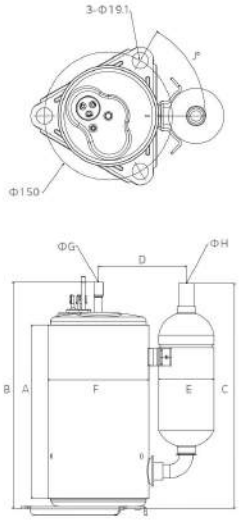

GKS

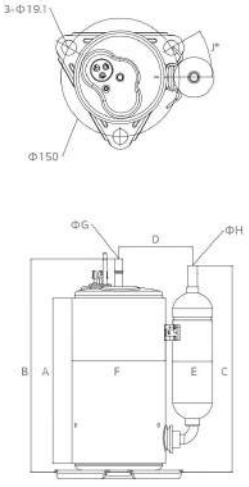

GJ

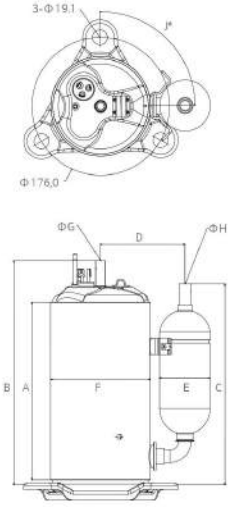

Unit : mm

Specification _ Constant speed (R410A, 1Piston)

Refrigerant	Type	Frequency	Voltage	Series	Model	Cooling Capacity		Input	EER	COP	Test Condition
						Btu/hr	Watts	Watts	Btu/W.hr	W/W	
R410A	1piston	50Hz	1Φ,220/240V	GJS	GJS134P	10,120	2,966	1,150	8.80	2.58	ASHRAE
					GJS208P	16,800	4,923	1,645	10.21	2.99	ASHRAE
					GJS222P	18,800	5,509	1,825	10.30	3.02	ASHRAE
					GJS230P	19,000	5,568	1,882	10.10	2.96	ASHRAE
				GP	GP270P	23,100	6,769	2,330	9.91	2.91	ASHRAE
					GP280P	23,700	6,945	2,370	10.00	2.93	ASHRAE
					GP290P	24,700	7,238	2,470	10.00	2.93	ASHRAE
				GPS	GPS250P	21,200	6,212	2,038	10.40	3.05	ASHRAE
					GPS270P	23,200	6,799	2,210	10.50	3.08	ASHRAE
					GPS280P	23,800	6,974	2,288	10.40	3.05	ASHRAE
					GPS290P	24,700	7,238	2,375	10.40	3.05	ASHRAE

Note 1 : Figures in the table are subject to change without prior notice for performance improvement.

Note 2 :

Test condition	Condenser temperature	Evaporation temperature	Suction temperature	Sub cool
ASHRAE	54.4℃	7.2℃	35℃	8.3℃

Dimension							
A	B	C	D	E	F	G	H
171.0	213.0	190.5	113.3	75.0	127.3	8.06	9.7
237.0	298.9	288.2	115.5	75.0	127.3	9.70	12.8
237.0	297.2	320.0	113.0	75.0	127.3	9.70	12.8
237.0	298.8	286.4	115.5	75.0	127.3	9.70	12.8
250.0	325.0	340.1	123.1	75.0	145.4	9.70	75.0
250.0	353.3	403.4	132.5	90.0	145.4	9.70	16.0
250.0	353.3	403.4	132.5	90.0	145.4	9.70	16.0
250.0	328.0	361.3	132.5	90.0	145.4	9.70	16.0
250.0	328.0	345.3	123.4	75.0	145.4	9.70	16.0
250.0	328.0	345.3	123.4	75.0	145.4	9.70	16.0
250.0	353.3	383.4	132.5	90.0	145.4	9.70	16.0

GJS

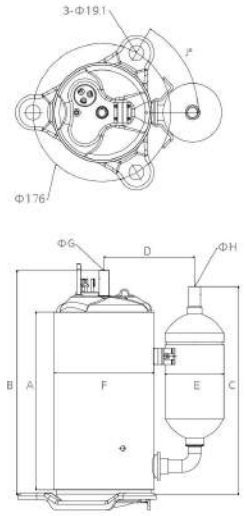

GP

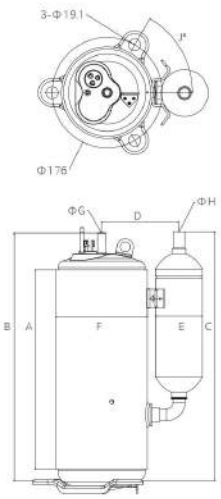

GPS

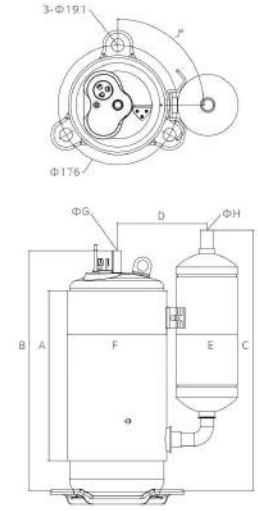

Unit : mm

Specification _ Constant speed (R410A, 1Piston)

Refrigerant	Type	Frequency	Voltage	Series	Model	Cooling Capacity		Input	EER	COP	Test Condition
						Btu/hr	Watts	Watts	Btu/W.hr	W/W	
R410A	1piston	60Hz	1Φ,115V	GS	GS040C	3,700	1,084	455	8.13	2.38	ASHRAE
				GA	GA048C	4,700	1,377	490	9.59	2.81	ASHRAE
					GA050C	4,950	1,451	495	10.00	2.93	ASHRAE
					GA052C	5,150	1,509	535	9.63	2.82	ASHRAE
					GA053C	5,320	1,559	525	10.13	2.97	ASHRAE
					GA056C	5,550	1,626	555	10.00	2.93	ASHRAE
					GA060C	6,000	1,758	600	10.00	2.93	ASHRAE
					GA066C	6,500	1,905	665	9.77	2.86	ASHRAE
					GA070C	6,950	2,037	688	10.10	2.96	ASHRAE
					GA072C	7,200	2,110	727	9.90	2.90	ASHRAE
					GA086C	8,650	2,535	856	10.11	2.96	ASHRAE
					GA090C	8,900	2,608	918	9.69	2.84	ASHRAE
				GAB	GAB046C	4,600	1,348	455	10.11	2.96	ASHRAE
					GAB070C	7,050	2,066	696	10.13	2.97	ASHRAE
				GK	GK080C	8,050	2,359	822	9.79	2.87	ASHRAE
					GK086C	8,600	2,520	869	9.90	2.90	ASHRAE
					GK102C	10,150	2,974	1,036	9.80	2.87	ASHRAE
					GK113C	11,150	3,267	1,126	9.90	2.90	ASHRAE
					GK141C	14,200	4,161	1,449	9.80	2.87	ASHRAE
				GKS	GKS086C	8,700	2,549	845	10.30	3.02	ASHRAE
					GKS094C	9,400	2,755	921	10.21	2.99	ASHRAE
					GKS108C	10,400	3,048	1,040	10.00	2.93	ASHRAE
					GKS110C	10,750	3,150	1,044	10.30	3.02	ASHRAE
					GKS113C	10,950	3,209	1,065	10.28	3.01	ASHRAE
					GKS134C	13,200	3,868	1,294	10.20	2.99	ASHRAE
					GKS141C	14,100	4,132	1,396	10.10	2.96	ASHRAE
				GJS	GJS134C	13,200	3,868	1,483	8.90	2.61	ASHRAE

Note 1 : Figures in the table are subject to change without prior notice for performance improvement.

Note 2 :

Test condition	Condenser temperature	Evaporation temperature	Suction temperature	Sub cool
ASHRAE	54.4℃	7.2℃	35℃	8.3℃

Dimension							
A	B	C	D	E	F	G	H
158.0	230.0	179.9	69.0	31.8	94.5	6.53	9.7
181.8	234.7	199.9	87.0	31.8	106.2	6.53	9.7
176.8	254.7	199.9	87.0	31.8	106.2	6.53	9.7
181.8	244.7	199.9	87.0	31.8	106.2	6.53	9.7
197.8	250.7	199.9	87.0	31.8	106.2	6.53	9.7
188.8	251.7	238.9	89.0	50.8	106.2	8.06	9.7
181.8	244.7	199.9	87.0	31.8	106.2	6.53	9.7
191.2	251.7	238.9	89.0	50.8	106.2	8.06	9.7
188.8	251.7	241.9	87.0	31.8	106.2	6.53	9.7
188.8	241.7	206.9	89.0	50.8	106.2	6.53	9.7
194.8	257.7	258.9	89.0	50.8	106.2	8.06	9.7
194.8	257.7	258.9	89.0	50.8	106.2	8.06	9.7
182.0	235.9	196.9	86.2	31.8	106.2	6.53	9.7
191.0	244.9	240.9	86.2	31.8	106.2	6.53	9.7
212.0	263.3	253.6	104.0	65.0	118.2	8.06	12.8
212.0	263.3	253.6	104.0	65.0	118.2	8.06	12.8
212.0	258.6	233.6	93.0	50.8	118.2	8.06	9.7
212.0	262.3	283.6	109.0	75.0	118.2	8.06	12.8
217.0	277.3	253.6	93.0	50.8	118.2	8.06	12.8
209.0	259.3	251.6	103.0	65.0	118.2	8.06	12.8
212.0	260.3	251.6	93.7	50.8	118.2	8.06	9.7
207.0	257.3	248.6	93.0	50.8	118.2	8.06	9.7
227.8	260.3	251.6	93.7	50.8	118.2	8.06	9.7
207.0	260.3	251.6	93.7	50.8	118.2	8.06	9.7
212.0	263.3	253.6	93.7	50.8	118.2	8.06	9.7
217.0	290.3	245.6	109.6	75.0	118.2	9.70	12.8
171.0	213.0	190.5	113.0	75.0	127.3	8.06	9.7

GS

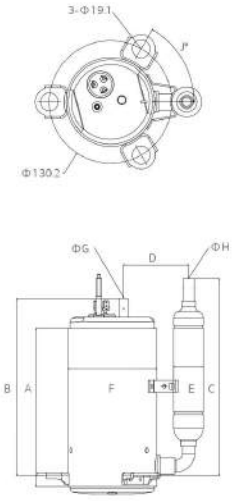

GA

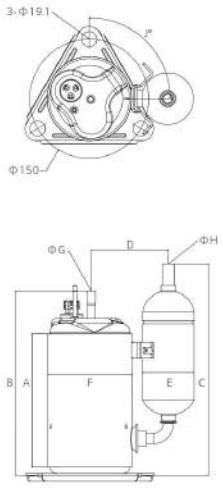

GAB

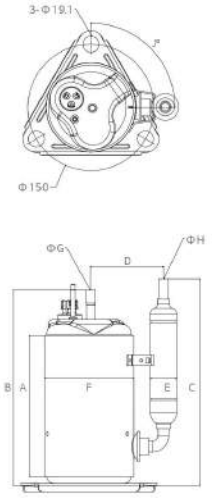

GK

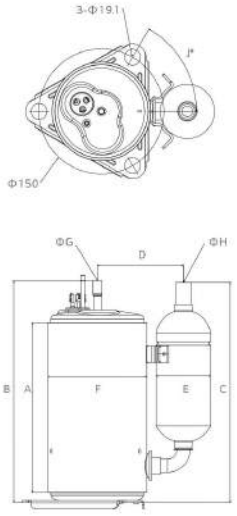

GKS

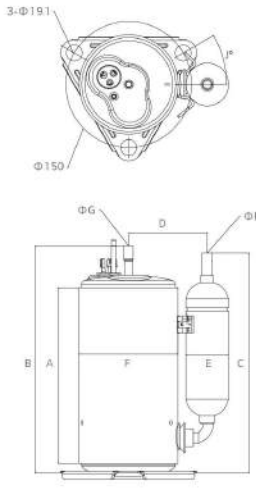

GJS

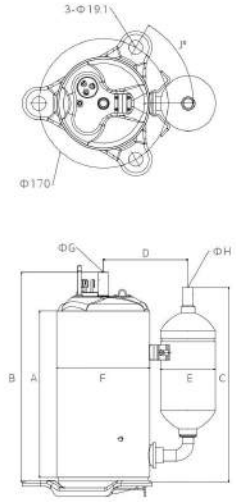

Unit : mm

Specification _ Constant speed (R410A, 1Piston)

Refrigerant	Type	Frequency	Voltage	Series	Model	Cooling Capacity		Input	EER	COP	Test Condition
						Btu/hr	Watts	Watts	Btu/W.hr	W/W	
R410A	1piston	60Hz	1Φ,208-230V	GA	GA060K	5,900	1,729	595	9.92	2.91	ASHRAE
					GA066K	6,400	1,875	665	9.62	2.82	ASHRAE
					GA080K	7,900	2,315	790	10.00	2.93	ASHRAE
				GK	GK080K	8,050	2,359	805	10.00	2.93	ASHRAE
					GK094K	9,400	2,755	949	9.91	2.90	ASHRAE
					GK102K	10,150	2,974	1,015	10.00	2.93	ASHRAE
					GK113K	11,100	3,253	1,120	9.91	2.90	ASHRAE
					GK120K	12,100	3,546	1,222	9.90	2.90	ASHRAE
					GK134K	13,250	3,883	1,338	9.90	2.90	ASHRAE
					GK141K	14,200	4,161	1,434	9.90	2.90	ASHRAE
					GK151K	15,400	4,513	1,556	9.90	2.90	ASHRAE
				GKS	GKS086K	8,700	2,549	837	10.39	3.05	ASHRAE
					GKS094K	9,150	2,681	897	10.20	2.99	ASHRAE
					GKS113K	11,050	3,238	1,055	10.47	3.07	ASHRAE
					GKS120K	12,100	3,546	1,163	10.40	3.05	ASHRAE
					GKS134K	13,500	3,956	1,336	10.10	2.96	ASHRAE
					GKS141K	14,100	4,132	1,396	10.10	2.96	ASHRAE
				GKU	GKU086K	8,640	2,532	823	10.50	3.08	ASHRAE
					GKU113K	11,250	3,297	1,071	10.50	3.08	ASHRAE

Dimension							
A	B	C	D	E	F	G	H
190.8	258.7	265.9	96.0	65.0	106.2	8.06	9.7
188.8	251.7	238.9	89.0	50.8	106.2	8.06	9.7
188.8	251.7	238.9	89.0	50.8	106.2	8.06	9.7
204.0	254.3	253.6	103.0	65.0	118.2	8.06	12.8
204.0	254.3	253.6	103.0	65.0	118.2	8.06	12.8
204.2	255.3	253.6	104.0	65.0	118.2	8.06	12.8
204.2	255.3	253.6	104.0	65.0	118.2	8.06	12.8
212.0	263.3	262.6	109.6	75.0	118.2	8.06	12.8
212.0	263.3	262.6	109.6	75.0	118.2	8.06	12.8
212.0	271.0	270.4	109.6	75.0	118.2	8.06	12.8
217.0	278.3	262.6	109.6	75.0	118.2	8.06	12.8
209.0	259.3	251.6	103.0	65.0	118.2	9.70	12.8
207.0	267.6	258.9	93.7	50.8	118.2	8.06	9.7
207.0	260.3	251.6	104.0	65.0	118.2	8.06	9.7
209.0	259.3	251.6	103.0	65.0	118.2	8.06	12.8
212.0	263.0	253.6	103.0	65.0	118.2	8.06	12.8
212.0	273.0	245.6	109.0	75.0	118.2	9.70	12.8
239.0	289.3	251.6	103.0	65.0	118.2	8.06	12.8
239.0	289.3	251.6	103.0	65.0	118.2	8.06	12.8

Note 1 : Figures in the table are subject to change without prior notice for performance improvement.

Note 2 :

Test condition	Condenser temperature	Evaporation temperature	Suction temperature	Sub cool
ASHRAE	54.4℃	7.2℃	35℃	8.3℃

GA

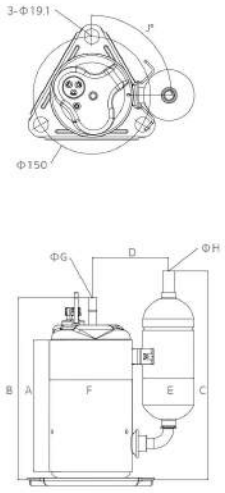

GK

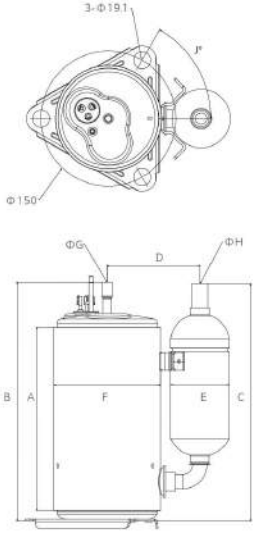

GKS

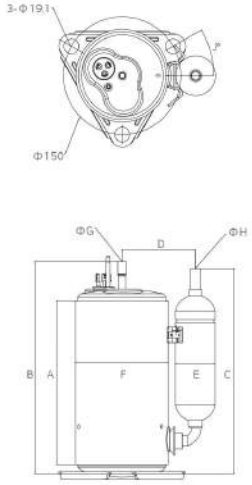

GKU

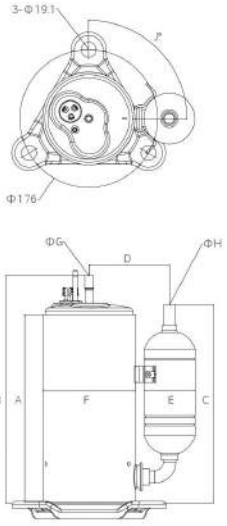

Unit : mm

Specification _ Constant speed (R410A, 1Piston)

Refrigerant	Type	Frequency	Voltage	Series	Model	Cooling Capacity		Input	EER	COP	Test Condition
						Btu/hr	Watts	Watts	Btu/W.hr	W/W	
R410A	1piston	60Hz	1Φ,208-230V	GJ	GJ160K	16,250	4,762	1,600	10.16	2.98	ASHRAE
					GJ176K	18,050	5,289	1,775	10.17	2.98	ASHRAE
					GJ208K	21,700	6,359	2,170	10.00	2.93	ASHRAE
					GJ230K	24,000	7,033	2,400	10.00	2.93	ASHRAE
				GJS	GJS151K	15,400	4,513	1,495	10.30	3.02	ASHRAE
					GJS160K	15,800	4,630	1,540	10.26	3.01	ASHRAE
					GJS176K	18,200	5,333	1,733	10.50	3.08	ASHRAE
				GP	GP290K	31,400	9,201	3,078	10.20	2.99	ASHRAE
				GPS	GPS230K	23,700	6,945	2,301	10.30	3.02	ASHRAE

Note 1 : Figures in the table are subject to change without prior notice for performance improvement.

Note 2 :

Test condition	Condenser temperature	Evaporation temperature	Suction temperature	Sub cool
ASHRAE	54.4℃	7.2℃	35℃	8.3℃

Dimension							
A	B	C	D	E	F	G	H
237.0	297.8	287.4	113.0	75.0	127.3	9.70	12.8
237.0	297.8	287.4	113.0	75.0	127.3	9.70	12.8
227.0	292.6	262.2	109.0	65.0	127.3	9.70	16.0
233.7	315.3	286.9	113.0	75.0	127.3	9.70	12.8
227.0	284.8	264.4	115.5	75.0	127.3	9.70	12.8
242.0	303.1	308.2	113.8	75.0	127.3	9.70	12.8
227.0	284.8	264.8	115.5	75.0	127.3	9.70	12.8
239.0	316.0	357.0	132.5	90.0	145.4	9.70	16.0
250.0	356.3	370.4	123.4	75.0	145.4	9.70	16.0

GJ

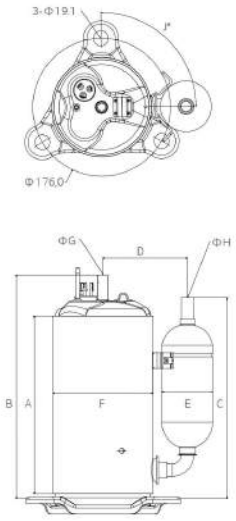

GJS

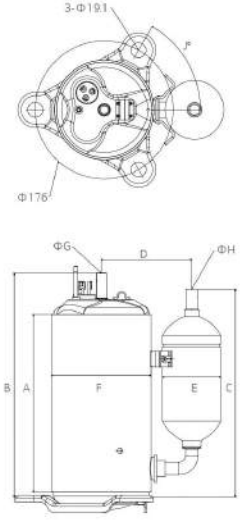

GP

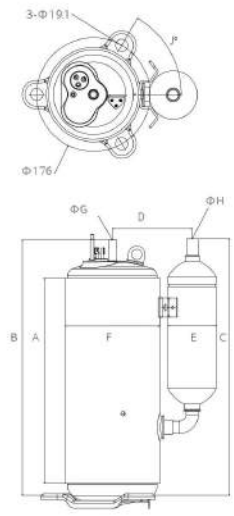

GPS

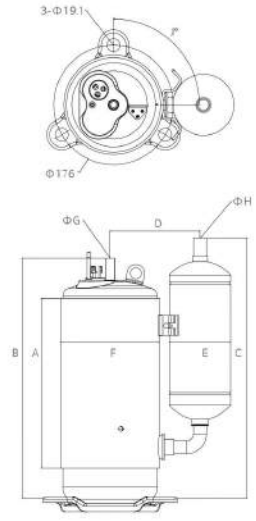

Unit : mm

Specification _ Constant speed (R410A, 1Piston)

Refrigerant	Type	Frequency	Voltage	Series	Model	Cooling Capacity		Input	EER	COP	Test Condition
						Btu/hr	Watts	Watts	Btu/W.hr	W/W	
R410A	1piston	60Hz	1Φ,265V	GA	GA066Q	6,350	1,861	660	9.62	2.82	ASHRAE
					GA080Q	7,800	2,286	804	9.70	2.84	ASHRAE
				GK	GK080Q	8,150	2,388	858	9.50	2.78	ASHRAE
					GK102Q	10,150	2,974	1,036	9.80	2.87	ASHRAE
					GK120Q	12,100	3,546	1,260	9.60	2.81	ASHRAE
					GK141Q	14,200	4,161	1,449	9.80	2.87	ASHRAE
					GK151Q	15,400	4,513	1,525	10.10	2.96	ASHRAE
				GKS	GKS086Q	8,800	2,579	846	10.40	3.05	ASHRAE
					GKS113Q	11,250	3,297	1,103	10.20	2.99	ASHRAE
					GKS120Q	12,100	3,546	1,175	10.30	3.02	ASHRAE
					GKS141Q	14,200	4,161	1,406	10.10	2.96	ASHRAE
				GKU	GKU086Q	8,850	2,593	843	10.50	3.08	ASHRAE
					GKU113Q	11,250	3,297	1,082	10.40	3.05	ASHRAE
				GJS	GJS151Q	15,400	4,513	1,495	10.30	3.02	ASHRAE
					GJS176Q	17,700	5,187	1,735	10.20	2.99	ASHRAE

Note 1 : Figures in the table are subject to change without prior notice for performance improvement.

Note 2 :

Test condition	Condenser temperature	Evaporation temperature	Suction temperature	Sub cool
ASHRAE	54.4°C	7.2°C	35°C	8.3°C

Dimension							
A	B	C	D	E	F	G	H
188.8	251.7	238.9	89.0	50.8	106.2	8.06	9.7
188.8	251.7	238.9	89.0	50.8	106.2	8.06	9.7
204.0	255.3	253.6	104.0	65.0	118.2	8.06	12.8
204.0	255.3	253.6	104.0	65.0	118.2	8.06	12.8
212.0	262.3	262.6	109.0	75.0	118.2	8.06	12.8
212.0	262.3	262.6	109.0	75.0	118.2	8.06	12.8
212.0	272.3	262.6	109.0	75.0	118.2	8.06	12.8
209.0	259.3	251.6	103.0	65.0	118.2	8.06	12.8
209.0	259.3	251.6	103.0	65.0	118.2	8.06	12.8
209.0	259.3	251.6	103.0	65.0	118.2	8.06	12.8
212.0	263.0	262.6	109.0	75.0	118.2	8.06	12.8
239.0	289.3	251.6	103.0	65.0	118.2	8.06	12.8
239.0	289.3	251.6	103.0	65.0	118.2	8.06	12.8
227.0	287.0	266.0	113.0	75.0	127.3	9.70	12.8
227.0	287.0	266.0	109.0	75.0	127.3	9.70	12.8

GA

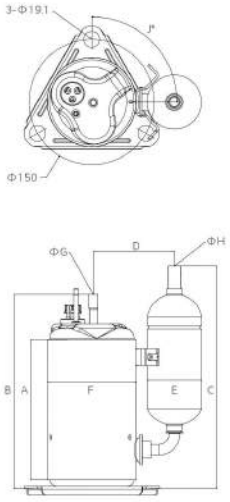

GK

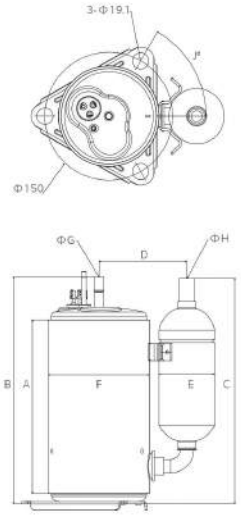

GKS

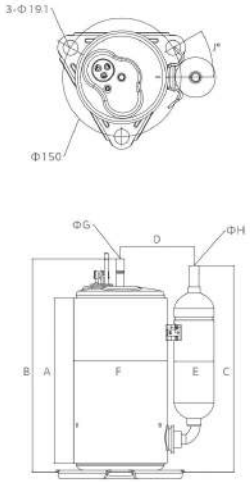

GKU

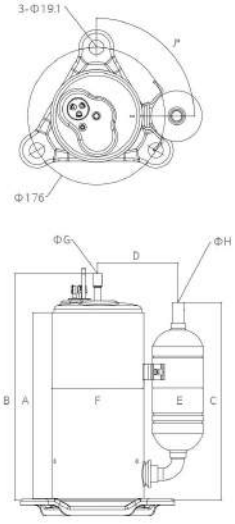

GJS

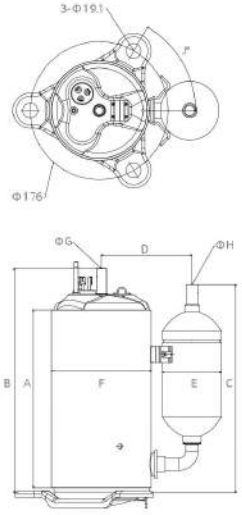

Unit : mm

Specification _ Constant speed (R410A, R407C / 1Piston, 2Piston)

Refrigerant	Type	Frequency	Voltage	Series	Model	Cooling Capacity		Input	EER	COP	Test Condition
						Btu/hr	Watts	Watts	Btu/W.hr	W/W	
R410A	2piston	50Hz	1Φ, 220/240V	GPT	GPT330P	28,300	8,293.0	2,748	10.30	3.02	ASHRAE
					GPT407P	34,800	10,197.8	3,551	9.80	2.87	ASHRAE
			3Φ, 380/420V		GPT330Y	27,200	7,970.7	2,775	9.80	2.87	ASHRAE
		60Hz	1Φ, 208-230V	GJT	GJT160K	16,000	4,688.6	1,584	10.10	2.96	ASHRAE
				GPT	GPT290K	29,300	8,586.1	3,117	9.40	2.75	ASHRAE
R407C	1piston	50Hz	1Φ,220/240V	NK	NK125P	7,300	2,139.2	709	10.30	3.02	ASHRAE
					NK134P	7,900	2,315.0	752	10.51	3.08	ASHRAE
					NK185P	8,000	2,344.3	727	11.00	3.22	ASHRAE
					NK164P	9,700	2,842.5	923	10.51	3.08	ASHRAE
				NJ	NJ208P	12,400	3,634.1	1,181	10.50	3.08	ASHRAE
					NJ236P	14,200	4,161.6	1,340	10.60	3.11	ASHRAE
					NJ282P	16,800	4,923.6	1,605	10.47	3.07	ASHRAE
				NP	NP348P	21,000	6,154.5	2,000	10.50	3.08	ASHRAE
					NP362P	21,900	6,418.2	2,086	10.50	3.08	ASHRAE
					NP407P	25,000	6,301.0	2,404	10.40	2.62	ASHRAE

Note 1 : Figures in the table are subject to change without prior notice for performance improvement.

Note 2 :

Test condition	Condenser temperature	Evaporation temperature	Suction temperature	Sub cool
ASHRAE	54.4℃	7.2℃	35℃	8.3℃

Dimension							
A	B	C	D	E	F	G	H
281.9	388.2	414.6	132.0	90.0	145.4	9.70	16.0
309.3	387.0	414.0	132.0	90.0	145.4	9.70	16.0
318.3	396.0	414.0	132.0	90.0	145.4	9.70	16.0
271.1	328.9	320.9	115.5	75.0	127.3	9.70	16.0
270.9	376.2	414.1	132.0	90.0	145.4	9.70	16.0
204.0	275.3	243.6	93.7	50.8	118.2	8.06	9.7
204.0	274.3	243.6	93.0	50.8	118.2	6.53	9.7
215.0	276.3	262.6	109.6	75.0	118.2	8.06	12.8
212.0	282.3	243.6	93.0	50.8	118.2	8.06	9.7
217.0	274.8	255.4	115.5	65.0	127.3	9.70	12.8
227.0	284.8	264.4	115.5	75.0	127.3	9.70	12.8
223.7	282.5	266.5	115.5	75.0	127.3	9.70	12.8
239.0	316.3	341.4	123.8	75.0	145.4	9.70	12.8
239.0	316.3	341.4	123.8	75.0	145.4	9.70	12.8
239.0	316.3	331.3	123.8	75.0	145.4	9.70	16.0

GPT

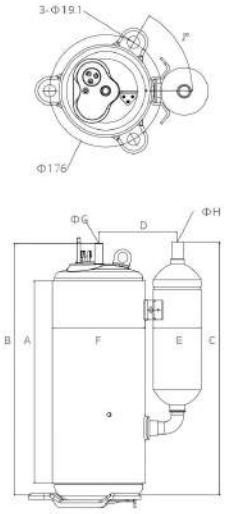

GJT

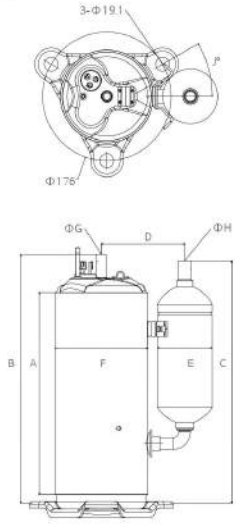

NK / NJ

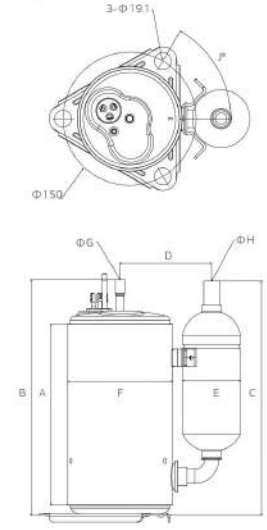

NP

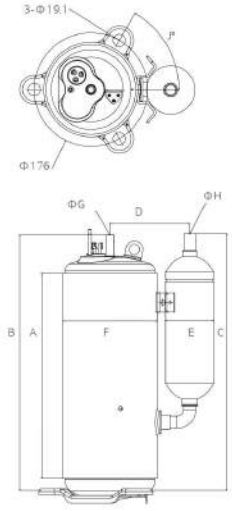

Unit : mm

Specification_ Constant speed (R22, 1Piston)

Refrigerant	Type	Frequency	Voltage	Series	Model	Cooling Capacity		Input	EER	COP	Test Condition
						Btu/hr	Watts	Watts	Btu/W.hr	W/W	
R22	1piston	50Hz	1Φ,200/220V	QK	QK114J	6,500	1,905	619	10.50	3.08	ASHRAE
					QK125J	7,000	2,051	667	10.49	3.08	ASHRAE
					QK156J	9,000	2,637	840	10.71	3.14	ASHRAE
					QK164J	9,550	2,799	945	10.11	2.96	ASHRAE
					QK189J	10,950	3,209	1,025	10.68	3.13	ASHRAE
					QK208J	12,100	3,546	1,140	10.61	3.11	ASHRAE
					QK222J	12,750	3,736	1,220	10.45	3.06	ASHRAE
				QKS	QKS164J	9,150	2,681	845	10.83	3.17	ASHRAE
			1Φ,200V	QK	QK145H	8,400	2,462	785	10.70	3.14	ASHRAE
					QK164H	9,550	2,799	892	10.71	3.14	ASHRAE
					QK173H	10,380	3,042	980	10.59	3.10	ASHRAE
					QK175H	10,500	3,077	980	10.71	3.14	ASHRAE
				QKS	QKS134H	7,490	2,195	675	11.10	3.25	ASHRAE
					QKS141H	8,000	2,344	720	11.11	3.26	ASHRAE
					QKS145H	10,200	2,989	879	11.60	3.40	ASHRAE
					QKS151H	8,700	2,549	777	11.20	3.28	ASHRAE
					QKS156H	9,020	2,643	820	11.00	3.22	ASHRAE
					QKS164H	9,300	2,725	823	11.30	3.31	ASHRAE
					QKS185H	10,800	3,165	1,000	10.80	3.16	ASHRAE
				QJ	QJ191H	11,070	3,244	1,025	10.80	3.16	ASHRAE
					QJ196H	11,600	3,399	1,055	11.00	3.22	ASHRAE
					QJ200H	11,770	3,449	1,070	11.00	3.22	ASHRAE
					QJ208H	12,360	3,622	1,126	10.98	3.22	ASHRAE
					QJ215H	12,550	3,678	1,140	11.01	3.23	ASHRAE
					QJ236H	13,930	4,082	1,315	10.59	3.10	ASHRAE
					QJ250H	14,450	4,234	1,355	10.66	3.13	ASHRAE
				QVS	QVS300H	17,600	5,158	1,530	11.50	3.37	ASHRAE

Note 1 : Figures in the table are subject to change without prior notice for performance improvement.

Note 2 :

Test condition	Condenser temperature	Evaporation temperature	Suction temperature	Sub cool
ASHRAE	54.4℃	7.2℃	35℃	8.3℃

Dimension							
A	B	C	D	E	F	G	H
204.0	274.3	243.6	93.0	50.8	118.2	8.06	9.7
204.0	274.3	243.6	93.0	50.8	118.2	8.06	9.7
204.0	275.0	255.9	93.7	50.8	118.2	8.06	12.8
204.0	275.2	244.5	93.0	50.8	118.2	8.06	12.8
220.0	289.0	259.5	103.0	65.0	118.2	8.06	12.8
225.0	289.0	259.5	103.0	65.0	118.2	8.06	12.8
225.0	289.0	259.5	103.0	65.0	118.2	8.06	12.8
212.0	286.0	263.6	104.0	65.0	118.2	8.06	9.7
212.0	272.3	233.6	93.0	50.8	118.2	8.06	9.7
212.0	272.3	233.6	93.0	50.8	118.2	8.06	9.7
207.0	277.3	243.6	93.0	50.8	118.2	8.06	9.7
215.0	285.3	243.6	93.0	50.8	118.2	8.06	9.7
215.0	276.9	294.6	109.0	75.0	118.2	8.06	12.8
217.0	277.3	253.6	109.0	75.0	118.2	8.06	12.8
215.0	273.7	295.0	114.0	75.0	118.2	8.06	12.8
217.0	278.3	294.6	114.0	75.0	118.2	8.06	12.8
215.0	276.7	295.0	114.0	75.0	118.2	8.06	12.8
212.0	273.0	253.6	114.0	75.0	118.2	8.06	12.8
215.0	275.0	262.6	103.0	75.0	118.2	8.06	9.7
237.0	297.8	266.4	114.0	75.0	127.3	9.70	12.8
237.0	297.8	266.4	115.5	75.0	127.3	9.70	12.8
247.0	273.6	286.2	114.0	75.0	127.3	9.70	12.8
237.0	287.8	257.4	115.5	75.0	127.3	9.70	12.8
220.0	280.8	257.4	109.0	65.0	127.3	9.70	12.8
220.0	280.8	257.4	109.0	65.0	127.3	9.70	12.8
233.7	294.5	259.5	107.5	65.0	127.3	9.70	12.8
271.7	344.8	336.7	120.1	75.0	132.1	9.70	16.0

QK

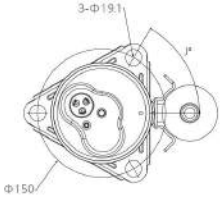

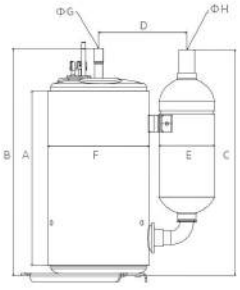

QKS

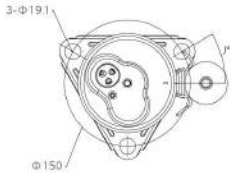

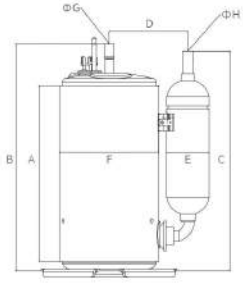

QJ

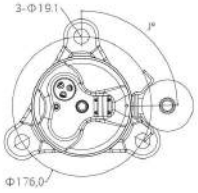

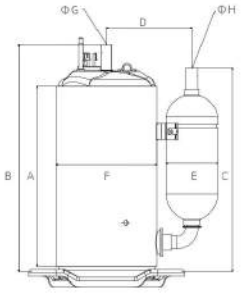

QVS

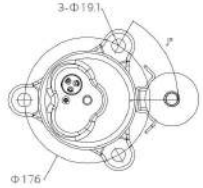

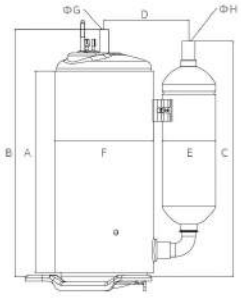

Unit : mm

Specification _ Constant speed (R22, 1Piston)

Refrigerant	Type	Frequency	Voltage	Series	Model	Cooling Capacity		Input	EER	COP	Test Condition	Dimension							
						Btu/hr	Watts	Watts	Btu/W.hr	W/W		A	B	C	D	E	F	G	H
R22	1piston	50Hz	1Φ,220/240V	QA	QA060P	3,400	996	330	10.30	3.02	ASHRAE	188.8	251.7	258.9	89.0	50.8	106.2	8.06	9.7
					QA064P	3,600	1,055	353	10.20	2.99	ASHRAE	194.8	261.3	258.9	85.6	50.8	106.2	8.06	9.7
					QA066P	3,720	1,090	372	10.00	2.93	ASHRAE	188.8	251.7	238.9	89.0	50.8	106.2	8.06	9.7
					QA075P	4,110	1,204	410	10.02	2.94	ASHRAE	187.5	258.9	265.9	85.6	31.8	106.2	8.06	9.7
					QA089P	5,150	1,509	495	10.40	3.05	ASHRAE	202.0	260.0	227.8	86.2	31.8	106.2	8.06	9.7
					QA102P	5,830	1,708	555	10.50	3.08	ASHRAE	202.0	264.9	264.0	89.0	50.8	106.2	6.53	9.7
					QA114P	6,360	1,864	611	10.41	3.05	ASHRAE	202.0	261.7	245.9	84.0	31.8	106.2	6.53	9.7
					QA125P	7,100	2,081	670	10.60	3.11	ASHRAE	198.8	261.7	236.0	89.0	50.8	106.2	8.06	9.7
				QK	QK104P	5,900	1,729	590	10.00	2.93	ASHRAE	192.0	256.3	225.3	93.0	50.8	118.2	8.06	9.7/12.8
					QK114P	6,480	1,899	611	10.61	3.11	ASHRAE	199.0	269.3	238.6	93.0	50.8	118.2	8.06	9.7
					QK125P	7,300	2,139	676	10.80	3.16	ASHRAE	207.0	274.3	243.6	93.0	50.8	118.2	8.06/6.53	9.7/12.8
					QK134P	7,700	2,256	715	10.77	3.16	ASHRAE	207.0	274.3	243.6	93.0	50.8	118.2	8.06	9.7/12.8
					QK145P	8,250	2,418	760	10.86	3.18	ASHRAE	212.0	264.3	253.6	93.0	50.8/65	118.2	8.06	9.7/12.8
					QK156P	9,100	2,667	830	10.96	3.21	ASHRAE	207.0	273.2	239.5	93.7	50.8	118.2	6.53	9.7
					QK164P	9,550	2,799	868	11.00	3.22	ASHRAE	212.0	273.3	283.6	109.6	75.0	118.2	8.06	12.8
					QK173P	9,980	2,925	942	10.59	3.10	ASHRAE	215.0	281.0	267.0	93.0	50.8	118.2	8.06	12.8
					QK175P	10,000	2,930	952	10.50	3.08	ASHRAE	207.0	277.3	288.6	93.0	50.8	118.2	8.06	12.8
					QK196P	11,050	3,238	1,063	10.40	3.05	ASHRAE	215.0	286.3	263.6	104.0	65.0	118.2	8.06	12.8
					QK208P	11,800	3,458	1,092	10.81	3.17	ASHRAE	225.0	296.3	267.8	104.0	65.0	118.2	8.06	12.8
					QK222P	13,150	3,853	1,229	10.70	3.14	ASHRAE	225.0	286.3	287.8	109.6	75.0	118.2	8.06	12.8
				QKS	QKS134P	7,500	2,198	665	11.28	3.30	ASHRAE	212.0	276.0	255.3	104.0	65.0	118.2	8.06	12.8
					QKS156P	8,850	2,593	785	11.27	3.30	ASHRAE	217.0	291.0	265.3	93.7	50.8	118.2	8.06	12.8
					QKS164P	9,250	2,711	812	11.39	3.34	ASHRAE	217.0	255.6	253.6	93.7	50.8	118.2	8.06	9.7
					QKS173P	10,000	2,930	909	11.00	3.22	ASHRAE	217.0	278.0	283.6	109.0	75.0	118.2	8.06	12.8
					QKS185P	10,800	3,165	1,000	10.80	3.16	ASHRAE	215.0	275.3	262.6	114.0	75.0	118.2	8.06	9.7
					QKS202P	12,050	3,531	1,090	11.06	3.24	ASHRAE	228.0	289.6	313.2	104.0	65.0	118.2	8.06	12.8
					QKS208P	12,450	3,648	1,135	10.97	3.21	ASHRAE	228.0	289.6	313.2	104.0	65.0	118.2	8.06	12.8
					QKS215P	12,900	3,780	1,210	10.66	3.12	ASHRAE	228.0	292.0	294.5	93.7	50.8	118.2	8.06	12.8
					QKS222P	13,450	3,941	1,260	10.67	3.13	ASHRAE	228.0	302.0	269.5	93.7	50.8	118.2	8.06	12.8
					QKS222P	13,450	3,941	1,260	10.67	3.13	ASHRAE	228.0	302.0	269.5	93.7	50.8	118.2	8.06	12.8

Note 1 : Figures in the table are subject to change without prior notice for performance improvement.

Note 2 :

Test condition	Condenser temperature	Evaporation temperature	Suction temperature	Sub cool
ASHRAE	54.4℃	7.2℃	35℃	8.3℃

QA

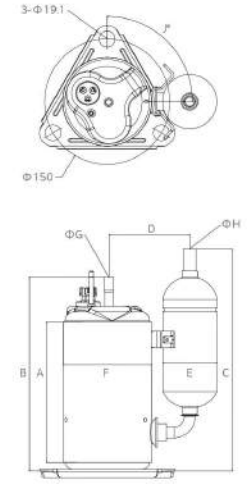

QK

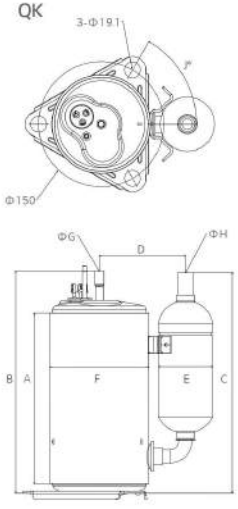

QKS

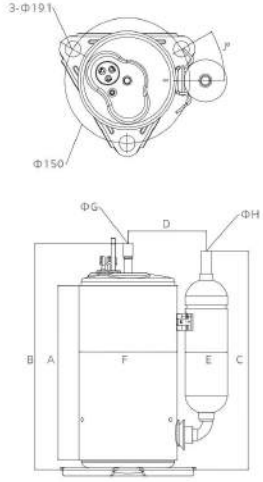

Unit : mm

Specification _ Constant speed (R22, 1Piston)

Refrigerant	Type	Frequency	Voltage	Series	Model	Cooling Capacity		Input	EER	COP	Test Condition
						Btu/hr	Watts	Watts	Btu/W.hr	W/W	
R22	1piston	50Hz	1Φ,220/240V	QJ	QJ236J	13,550	3,971	1,320	10.27	3.01	ASHRAE
					QJ264J	15,400	4,513	1,475	10.44	3.06	ASHRAE
					QJ292J	16,800	4,923	1,555	10.80	3.17	ASHRAE
					QJ325J	18,800	5,509	1,773	10.60	3.11	ASHRAE
					QJ196P	11,400	3,341	1,040	10.96	3.21	ASHRAE
					QJ208P	12,280	3,599	1,082	11.35	3.33	ASHRAE
					QJ222P	13,026	3,817	1,163	11.20	3.28	ASHRAE
					QJ236P	13,600	3,985	1,307	10.41	3.05	ASHRAE
					QJ264P	15,200	4,454	1,407	10.80	3.17	ASHRAE
					QJ282P	16,600	4,864	1,523	10.90	3.19	ASHRAE
					QJ292P	16,700	4,894	1,575	10.60	3.11	ASHRAE
					QJ306P	18,500	5,421	1,715	10.79	3.16	ASHRAE
					QJ330P	19,900	5,832	1,877	10.60	3.11	ASHRAE
					QJ306K	22,200	6,505	2,094	10.60	3.11	ASHRAE
				QJS	QJS208P	11,850	3,473	1,040	11.39	3.34	ASHRAE
					QJS222P	12,950	3,795	1,136	11.40	3.34	ASHRAE
					QJS295P	17,450	5,114	1,585	11.01	3.23	ASHRAE
				QV	QV286P	17,150	5,026	1,491	11.50	3.37	ASHRAE
					QV295P	17,250	5,055	1,513	11.40	3.34	ASHRAE
					QV325P	19,300	5,656	1,770	10.90	3.20	ASHRAE
					QV362P	21,660	6,347	1,884	11.50	3.37	ASHRAE
				QVS	QVS295P	17,600	5,158	1,530	11.50	3.37	ASHRAE
					QVS308P	18,400	5,392	1,607	11.45	3.36	ASHRAE
					QVS348P	20,550	6,022	1,894	10.85	3.18	ASHRAE
					QVS370P	21,800	6,388	1,929	11.30	3.31	ASHRAE
				QP	QP306P	18,450	5,407	1,650	11.18	3.28	ASHRAE
					QP325P	19,500	5,714	1,773	11.00	3.22	ASHRAE
					QP348P	20,500	6,007	1,884	10.88	3.19	ASHRAE
					QP376P	22,500	6,593	2,030	11.08	3.25	ASHRAE
					QP390P	23,500	6,886	2,080	11.30	3.31	ASHRAE
					QP407P	24,400	7,150	2,180	11.19	3.28	ASHRAE
					QP425P	25,600	7,502	2,335	10.96	3.21	ASHRAE
					QP442P	26,200	7,678	2,380	11.01	3.23	ASHRAE
					QP464P	27,800	8,147	2,574	10.80	3.16	ASHRAE
			3Φ,380-420V	QP	QP425Y	25,000	7,326	2,380	10.50	3.08	ASHRAE

Dimension							
A	B	C	D	E	F	G	H
220.0	288.8	283.1	109.0	65.0	127.3	9.70	12.8
223.7	284.3	258.3	115.5	75.0	127.3	9.70	12.8
233.7	294.3	258.3	109.0	65.0	127.3	9.70	12.8
260.5	324.5	350.3	115.5	75.0	127.3	9.70	16.0
237.0	297.8	287.4	114.0	75.0	127.3	9.70	12.8
222.7	284.8	255.4	98.3	50.8	127.3	9.70	12.8
212.0	274.8	255.4	107.5	65.0	127.3	9.70	12.8
220.0	288.8	255.0	115.5	75.0	127.3	9.70	12.8
223.7	284.3	258.3	107.5	65.0	127.3	9.70	12.8
233.7	294.8	269.6	115.5	75.0	127.3	9.70	12.8
233.7	300.5	278.8	115.5	75.0	127.3	9.70	12.8
260.7	324.5	305.0	115.5	75.0	127.3	9.70	12.8
255.7	313.5	295.5	115.5	75.0	127.3	9.70	12.8
260.5	326.8	278.3	107.5	65.0	127.3	9.70	16.0
242.0	301.6	286.2	115.5	75.0	127.3	9.70	12.8
242.0	302.6	257.2	108.0	65.0	127.3	9.70	12.8
258.4	325.5	302.3	115.5	75.0	127.3	9.70	12.8
251.5	324.6	294.7	128.4	90.0	132.1	9.70	16.0
271.7	344.8	296.1	128.4	90.0	132.1	9.70	16.0
261.7	335.8	334.4	120.1	75.0	132.1	9.70	16.0
281.7	356.7	335.8	120.1	75.0	132.1	9.70	16.0
251.5	324.6	303.7	120.1	75.0	132.1	9.70	16.0
261.7	334.8	303.7	120.1	75.0	132.1	9.70	16.0
271.7	344.8	336.7	120.1	75.0	132.1	9.70	16.0
283.2	359.5	341.7	120.1	75.0	132.1	9.70	16.0
250.0	250.0	328.0	123.7	75.0	145.4	9.70	12.8
250.0	316.3	308.4	123.7	75.0	145.4	9.70	16.0
250.0	327.3	341.4	123.7	75.0	145.4	9.70	12.8
250.0	327.3	308.4	123.7	75.0	145.4	9.70	16.0
250.0	325.0	326.3	123.7	75.0	145.4	9.70	16.0
250.0	327.3	308.4	123.7	75.0	145.4	9.70	16.0
250.0	341.5	357.4	132.8	90.0	145.4	9.70	16.0
250.0	327.3	341.4	123.7	75.0	145.4	9.70	16.0
250.0	327.3	341.4	123.7	75.0	145.4	9.70	16.0
275.0	353.0	345.0	123.7	75.0	145.4	9.70	16.0

Note 1 : Figures in the table are subject to change without prior notice for performance improvement.

Note 2 :

Test condition	Condenser temperature	Evaporation temperature	Suction temperature	Sub cool
ASHRAE	54.4℃	7.2℃	35℃	8.3℃

QJ

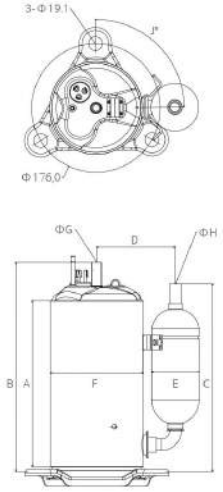

QJS

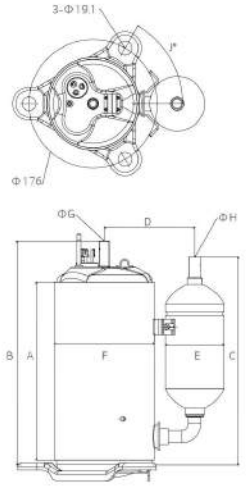

QV / QVS

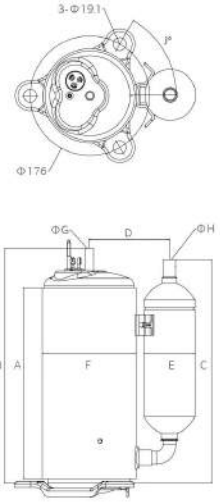

QP

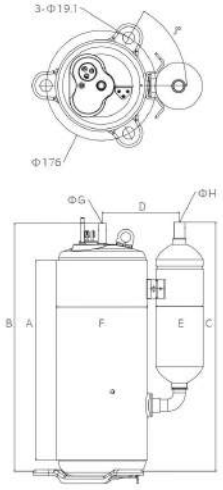

Unit : mm

Specification _ Constant speed (R22, 1Piston)

Refrigerant	Type	Frequency	Voltage	Series	Model	Cooling Capacity		Input	EER	COP	Test Condition
						Btu/hr	Watts	Watts	Btu/W.hr	W/W	
R22	1piston	60Hz	1Φ,115V	QA	QA064C	4,450	1,304	460	9.67	2.83	ASHRAE
					QA075C	5,250	1,538	477	11.01	3.23	ASHRAE
					QA086C	6,070	1,779	590	10.29	3.01	ASHRAE
					QA104C	7,250	2,125	670	10.82	3.17	ASHRAE
					QA110C	7,885	2,311	725	10.88	3.19	ASHRAE
					QA114C	7,950	2,330	736	10.80	3.17	ASHRAE
					QA125C	9,000	2,637	857	10.50	3.08	ASHRAE
				QK	QK125C	8,790	2,576	814	10.80	3.16	ASHRAE
					QK134C	9,400	2,755	854	11.01	3.23	ASHRAE
					QK141C	9,900	2,901	900	11.00	3.22	ASHRAE
					QK145C	10,200	2,989	927	11.00	3.22	ASHRAE
					QK156C	11,150	3,267	1,014	11.00	3.22	ASHRAE
					QK164C	11,650	3,414	1,059	11.00	3.22	ASHRAE
					QK173C	12,300	3,604	1,153	10.67	3.13	ASHRAE
					QK182C	12,690	3,719	1,212	10.47	3.07	ASHRAE
					QK189C	13,250	3,883	1,293	10.25	3.00	ASHRAE
					QK191C	13,600	3,985	1,259	10.80	3.17	ASHRAE
					QK208C	15,000	4,396	1,415	10.60	3.11	ASHRAE
			1Φ, 220V	QA	QA104G	7,150	2,095	662	10.80	3.17	ASHRAE
					QA114G	7,890	2,312	730	10.81	3.17	ASHRAE
			1Φ, 208-230V	QA	QA075K	5,200	1,524	486	10.70	3.14	ASHRAE
					QA092K	6,400	1,875	615	10.41	3.05	ASHRAE
					QA102K	7,150	2,095	662	10.80	3.17	ASHRAE
					QA104K	7,150	2,095	662	10.80	3.17	ASHRAE
					QA106K	7,350	2,154	662	11.10	3.25	ASHRAE
					QA110K	7,600	2,227	705	10.78	3.16	ASHRAE
					QA114K	7,890	2,312	730	10.81	3.17	ASHRAE

Note 1 : Figures in the table are subject to change without prior notice for performance improvement.

Note 2 :

Test condition	Condenser temperature	Evaporation temperature	Suction temperature	Sub cool
ASHRAE	54.4℃	7.2℃	35℃	8.3℃

Dimension							
A	B	C	D	E	F	G	H
196.0	257.6	204.6	86.2	31.8	106.2	6.53	9.7
187.5	237.4	207.0	86.2	31.8	106.2	6.53	9.7
181.8	250.4	220.0	86.2	31.8	106.2	6.53	9.7
202.0	261.7	205.9	84.0	31.8	106.2	8.06	9.7
204.7	262.6	205.9	86.2	41.3	106.2	6.53	9.7
202.0	261.7	205.9	84.0	31.8	106.2	8.06	9.7
204.7	237.6	205.9	86.2	41.3	106.2	6.53	9.7
198.8	259.3	248.5	93.0	50.8	118.2	8.06	9.7
207.0	267.3	256.6	93.0	50.8	118.2	8.06	12.8
212.0	273.3	253.6	93.7	50.8	118.2	8.06	12.8
207.0	267.3	248.6	93.0	50.8	118.2	8.06	12.8
199.0	258.0	248.6	93.7	50.8	118.2	8.06	12.8
207.0	263.3	253.6	93.7	50.8	118.2	8.06	12.8
215.0	275.3	253.6	93.7	50.8	118.2	8.06	12.8
215.0	275.0	256.0	103.0	65.0	118.2	8.06	12.8
215.0	275.0	264.9	109.0	75.0	118.2	8.06	12.8
215.0	275.0	253.6	103.0	65.0	118.2	8.06	12.8
225.0	297.0	268.5	103.0	65.0	118.2	8.06	12.8
198.8	261.7	205.9	84.0	41.3	106.2	8.06	9.7
198.8	261.7	246.0	89.0	50.8	106.2	8.06	9.7
187.5	247.6	211.6	84.0	31.8	106.2	6.53	9.7
196.0	258.9	226.9	84.0	31.8	106.2	8.06	9.7
202.0	264.9	244.0	89.0	65.0	106.2	8.06	12.8
198.8	261.7	265.9	89.0	50.8	106.2	8.06	9.7
204.7	267.6	265.9	85.6	50.8	106.2	8.06	9.7
198.8	261.7	205.9	84.0	41.3	106.2	8.06	9.7
198.8	261.7	248.0	89.0	50.8	106.2	8.06	9.7

QA

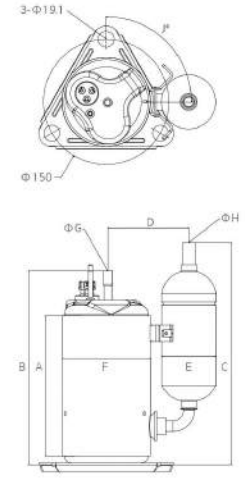

QK

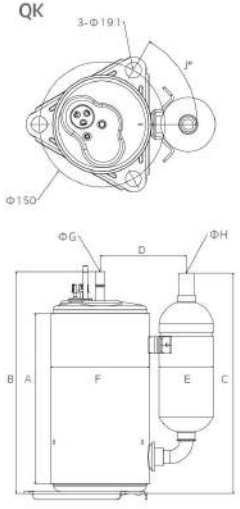

Unit : mm

Specification _ Constant speed (R22, 1Piston)

Refrigerant	Type	Frequency	Voltage	Series	Model	Cooling Capacity		Input	EER	COP	Test Condition
						Btu/hr	Watts	Watts	Btu/W.hr	W/W	
R22	1piston	60Hz	1Φ,208-230V	QK	QK104K	7,250	2,125	671	10.80	3.17	ASHRAE
					QK125K	8,800	2,579	815	10.80	3.16	ASHRAE
					QK134K	9,350	2,740	874	10.70	3.13	ASHRAE
					QK141K	9,800	2,872	891	11.00	3.22	ASHRAE
					QK145K	10,100	2,960	918	11.00	3.22	ASHRAE
					QK147K	10,200	2,989	945	10.79	3.16	ASHRAE
					QK151K	10,550	3,092	981	10.75	3.15	ASHRAE
					QK156K	11,000	3,223	1,018	10.81	3.17	ASHRAE
					QK164K	11,500	3,370	1,045	11.00	3.22	ASHRAE
					QK173K	12,100	3,546	1,141	10.60	3.11	ASHRAE
					QK178K	12,500	3,663	1,179	10.60	3.11	ASHRAE
					QK175K	12,600	3,692	1,167	10.80	3.16	ASHRAE
					QK182K	12,600	3,692	1,211	10.40	3.05	ASHRAE
					QK185K	12,923	3,787	1,204	10.73	3.15	ASHRAE
					QK191K	13,400	3,927	1,252	10.70	3.14	ASHRAE
					QK208K	14,650	4,293	1,369	10.70	3.14	ASHRAE
					QK222K	15,900	4,659	1,458	10.91	3.20	ASHRAE
					QK230K	16,300	4,777	1,523	10.70	3.14	ASHRAE
				QKS	QKS125K	8,700	2,549	763	11.40	3.34	ASHRAE
					QKS134K	9,400	2,755	817	11.51	3.37	ASHRAE
					QKS145K	8,300	2,432	755	10.99	3.22	ASHRAE
					QKS168K	11,450	3,355	1,060	10.80	3.17	ASHRAE
					QKS164K	11,500	3,370	1,009	11.40	3.34	ASHRAE
					QKS173K	12,080	3,540	1,050	11.50	3.37	ASHRAE
				QJ	QJ196K	14,100	4,132	1,270	11.10	3.25	ASHRAE
					QJ208K	14,650	4,293	1,356	10.80	3.17	ASHRAE
					QJ222K	15,700	4,601	1,427	11.00	3.22	ASHRAE
					QJ230K	16,500	4,835	1,510	10.93	3.20	ASHRAE
					QJ250K	17,600	5,158	1,585	11.10	3.25	ASHRAE
					QJ258K	18,200	5,333	1,670	10.90	3.19	ASHRAE
					QJ264K	18,650	5,465	1,710	10.91	3.20	ASHRAE
					QJ278K	19,600	5,744	1,815	10.80	3.16	ASHRAE
					QJ282K	19,850	5,817	1,825	10.88	3.19	ASHRAE
					QJ325K	23,400	6,857	2,228	10.50	3.08	ASHRAE

Dimension							
A	B	C	D	E	F	G	H
192.0	263.3	258.6	103.0	65.0	118.2	8.06	9.7
199.0	270.3	258.6	93.7	50.8	118.2	8.06	12.8
199.0	260.3	248.6	93.7	50.8	118.2	6.53	9.7
204.0	284.3	272.6	109.0	75.0	118.2	8.06	12.8
199.0	258.3	248.6	93.7	50.8	118.2	8.06	12.8
212.0	275.0	256.0	93.0	50.8	118.2	8.06	12.8
212.0	272.3	262.6	109.0	75.0	118.2	8.06	12.8
207.0	259.3	248.6	93.7	50.8	118.2	8.06	12.8
207.0	268.3	248.6	93.7	50.8	118.2	8.06	12.8
207.0	278.3	263.6	103.0	65.0	118.2	8.06	12.8
207.0	267.0	285.6	103.0	65.0	118.2	8.06	12.8
215.0	267.3	285.6	103.0	65.0	118.2	8.06	12.8
215.0	275.0	256.0	93.0	50.8	118.2	8.06	12.8
215.0	286.3	263.6	93.7	50.8	118.2	8.06	12.8
215.0	285.0	272.6	109.0	75.0	118.2	8.06	12.8
225.0	286.6	257.8	103.0	65.0	118.2	9.70	12.8
225.0	297.0	277.5	109.0	75.0	118.2	9.70	12.8
225.0	297.0	298.5	109.0	75.0	118.2	9.10	12.8
217.0	287.3	263.6	93.0	50.8	118.2	8.06	12.8
217.0	277.0	273.0	109.0	75.0	118.2	8.06	12.8
217.0	275.3	253.6	103.0	65.0	118.2	8.06	12.8
220.0	281.9	263.9	93.7	50.8	118.2	8.06	12.8
217.0	268.0	263.0	109.0	75.0	118.2	8.06	12.8
220.0	280.4	248.6	109.6	75.0	118.2	8.06	12.8
227.0	277.6	257.2	98.3	50.8	127.3	9.70	12.8
217.0	274.8	264.4	115.5	75.0	127.3	9.70	12.8
217.0	286.6	266.2	113.0	75.0	127.3	9.70	12.8
227.0	284.8	255.4	107.5	65.0	127.3	9.70	12.8
223.7	291.5	256.5	107.5	65.0	127.3	9.70	12.8
233.7	291.5	256.5	107.5	65.0	127.3	9.70	16.0
223.7	282.0	272.0	115.5	75.0	127.3	9.70	12.8
233.7	298.0	302.0	115.5	75.0	127.3	9.70	12.8
233.7	251.3	296.2	113.0	75.0	127.3	9.10	16.0
245.7	311.3	315.3	115.5	75.0	127.3	9.70	12.8

Note 1 : Figures in the table are subject to change without prior notice for performance improvement.

Note 2 :

Test condition	Condenser temperature	Evaporation temperature	Suction temperature	Sub cool
ASHRAE	54.4℃	7.2℃	35℃	8.3℃

QK

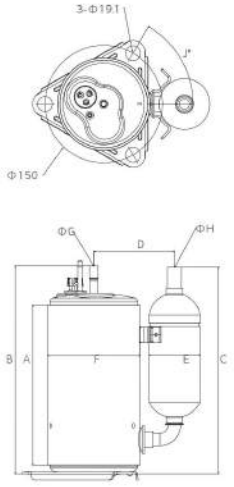

QKS

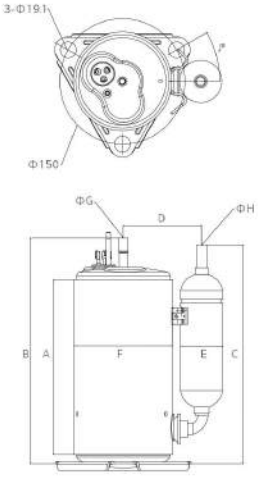

QJ

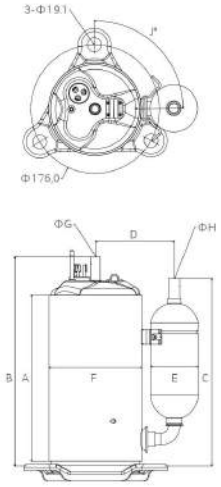

Unit : mm

Specification _ Constant speed (R22, 1Piston)

Refrigerant	Type	Frequency	Voltage	Series	Model	Cooling Capacity		Input	EER	COP	Test Condition	Dimension								
						Btu/hr	Watts	Watts	Btu/W.hr	W/W		A	B	C	D	E	F	G	H
R22	1piston	60Hz	1Φ,208-230V	QJS	QJS196K	13,900	4,073	1,264	11.00	3.22	ASHRAE	212.0	272.6	266.2	113.0	75.0	127.3	9.70	12.8
					QJS208K	14,850	4,352	1,303	11.40	3.34	ASHRAE	237.0	297.6	266.2	113.0	75.0	127.3	9.70	12.8
					QJS250K	17,850	5,231	1,594	11.20	3.28	ASHRAE	250.7	250.7	311.7	113.0	75.0	127.3	9.70	12.8
					QJS258K	18,600	5,451	1,777	10.47	3.07	ASHRAE	233.7	284.3	258.3	107.5	65.0	127.3	9.70	12.8
					QJS278K	19,500	5,714	1,789	10.90	3.19	ASHRAE	233.7	315.0	303.5	115.5	75.0	127.3	9.70	12.8
					QJS282K	20,250	5,934	1,849	10.95	3.21	ASHRAE	250.7	308.5	297.0	115.5	75.0	127.3	9.70	12.8
				QV	QV325K	24,000	7,033	2,172	11.05	3.24	ASHRAE	266.7	334.8	294.7	120.1	75.0	132.1	9.70	16.0
				QVS	QVS250K	18,150	5,319	1,592	11.40	3.34	ASHRAE	256.5	329.6	315.8	120.1	75.0	132.1	9.70	16.0
					QVS348K	25,200	7,385	2,250	11.20	3.28	ASHRAE	256.5	322.5	315.8	120.1	75.0	132.1	9.70	16.0
					QVS407K	30,500	8,938	2,750	11.09	3.25	ASHRAE	278.2	344.8	356.4	120.1	75.0	132.1	9.70	16.0
				QP	QP306K	22,600	6,623	2,055	11.00	3.22	ASHRAE	239.0	316.3	308.4	123.7	75.0	145.4	9.70	16.0
					QP325K	24,000	7,033	2,162	11.10	3.25	ASHRAE	250.0	327.3	341.4	123.7	75.0	145.4	9.70	16.0
					QP348K	25,900	7,590	2,312	11.20	3.28	ASHRAE	250.0	316.3	308.4	123.7	75.0	145.4	9.70	16.0
					QP362K	27,000	7,912	2,455	11.00	3.22	ASHRAE	239.0	317.0	345.0	123.7	75.0	145.4	9.70	16.0
					QP376K	27,700	8,117	2,541	10.90	3.19	ASHRAE	250.0	327.3	341.4	123.7	75.0	145.4	9.70	16.0
					QP390K	29,200	8,557	2,646	11.04	3.23	ASHRAE	239.0	316.3	341.4	123.7	75.0	145.4	9.70	16.0
					QP407K	30,100	8,821	2,736	11.00	3.22	ASHRAE	250.0	327.3	321.4	123.7	75.0	145.4	9.70	16.0
					QP425K	31,900	9,348	2,929	10.89	3.19	ASHRAE	250.0	361.0	345.0	123.7	75.0	145.4	9.70	16.0
			1Φ, 265V	QK	QK125Q	8,650	2,535	801	10.80	3.16	ASHRAE	204.0	269.3	253.6	93.0	50.8	118.2	8.06	12.8
					QK141Q	9,800	2,872	907	10.80	3.17	ASHRAE	204.0	267.3	272.6	109.0	75.0	118.2	8.06	12.8
					QK164Q	11,500	3,370	1,075	10.70	3.13	ASHRAE	204.0	264.3	253.6	103.0	65.0	118.2	8.06	12.8
					QK173Q	12,100	3,546	1,142	10.60	3.10	ASHRAE	207.0	258.3	262.6	109.0	75.0	118.2	8.06	12.8
				QKT	QJ222Q	15,800	4,630	1,463	10.80	3.16	ASHRAE	227.0	287.6	257.2	109.0	65.0	127.3	9.70	12.8
					QJ250Q	18,000	5,275	1,682	10.70	3.14	ASHRAE	218.7	279.3	258.3	109.0	65.0	127.3	9.70	16.0
			3Φ, 220V	QP	QP348R	25,900	7,590	2,344	11.05	3.24	ASHRAE	261.5	364.6	386.4	132.5	90.0	145.4	9.70	16.0
			3Φ, 380V	QP	QP348U	25,200	7,385	2,400	10.50	3.08	ASHRAE	241.5	347.0	370.0	123.7	75.0	145.4	9.70	16.0
					QP407U	30,100	8,821	2,787	10.80	3.16	ASHRAE	275.0	275.0	353.0	123.7	75.0	145.4	9.70	16.0

Note 1 : Figures in the table are subject to change without prior notice for performance improvement

Note 2 :

Test condition	Condenser temperature	Evaporation temperature	Suction temperature	Sub cool
ASHRAE	54.4℃	7.2℃	35℃	8.3℃

QJS

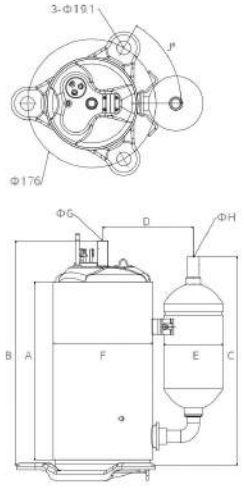

QV / QVS

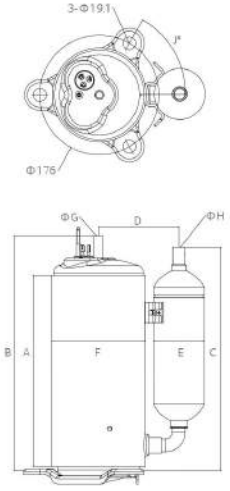

QP

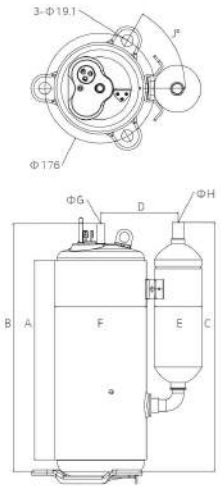

QK

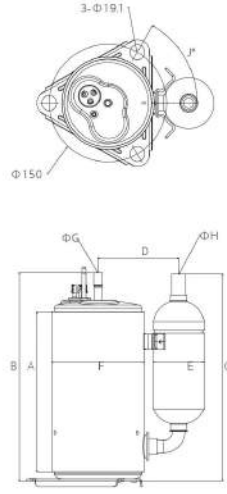

QKT

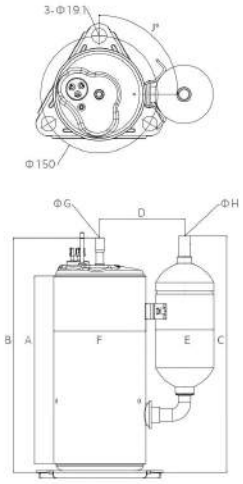

Unit : mm

Specification _ Constant speed (R22, 2Piston)

Refrigerant	Type	Frequency	Voltage	Series	Model	Cooling Capacity		Input	EER	COP	Test Condition
						Btu/hr	Watts	Watts	Btu/W.hr	W/W	
R22	2piston	50Hz	1Φ,200/220V	QPT	QPT442J	26,880	7,877	2,400	11.20	3.28	ASHRAE
			1Φ,220V	QJT	QJT310H	18,000	5,275	1,650	10.91	3.20	ASHRAE
			1Φ,220/240V	QKT	QKT222P	13,000	3,810	1,262	10.30	3.02	ASHRAE
				QJT	QJT325P	19,300	5,656	1,771	10.90	3.19	ASHRAE
					QJT336P	19,750	5,788	1,828	10.80	3.17	ASHRAE
					QJT348P	20,500	6,007	1,898	10.80	3.17	ASHRAE
				QPT	QPT442P	26,000	7,619	2,487	10.45	3.06	ASHRAE
					QPT464P	28,500	8,352	2,688	10.60	3.11	ASHRAE
					QPT488P	29,380	8,610	2,660	11.05	3.24	ARI
					QPT525P	31,100	9,114	2,880	10.80	3.16	ARI
			3Φ,380/420V	QPT	QPT425Y	25,000	7,326	2,380	10.50	3.08	ASHRAE
					QPT525Y	30,400	8,909	2,951	10.30	3.02	ASHRAE
		60Hz	1Φ,208-230V	QJT	QJT272K	19,300	5,656	1,755	11.00	3.22	ASHRAE
					QJT282K	20,100	5,890	1,827	11.00	3.22	ASHRAE
					QJT325K	23,700	6,945	2,194	10.80	3.17	ASHRAE
					QJT336K	24,200	7,092	2,260	10.71	3.14	ASHRAE
					QJT348K	25,000	7,326	2,313	10.81	3.17	ASHRAE
					QJT362K	26,000	7,619	2,430	10.70	3.14	ASHRAE
				QPT	QPT407K	30,100	8,821	2,736	11.00	3.22	ASHRAE
					QPT442K	31,700	9,289	3,020	10.50	3.08	ASHRAE
					QPT464K	33,300	9,758	3,141	10.60	3.11	ASHRAE
					QPT488K	35,300	10,344	3,461	10.20	2.99	ASHRAE
					QPT525K	36,800	10,784	3,644	10.10	2.96	ASHRAE

Note 1 : Figures in the table are subject to change without prior notice for performance improvement.

Note 2 :

Test condition	Condenser temperature	Evaporation temperature	Suction temperature	Sub cool
ASHRAE	54.4℃	7.2℃	35℃	8.3℃
ARI	54.4℃	7.2℃	18.3℃	8.3℃

Dimension							
A	B	C	D	E	F	G	H
290.9	369.4	398.4	133.4	90.0	145.4	9.70	16.0
276.7	337.0	357.1	114.0	75.0	127.3	9.70	12.8
240.2	320.5	289.2	109.0	75.0	118.2	8.06	12.8
276.7	332.2	345.0	114.0	75.0	127.3	9.70	12.8
266.7	327.0	326.1	114.0	75.0	127.3	9.70	12.8
276.7	341.0	341.6	125.5	90.0	127.3	9.70	16.0
281.9	359.2	337.1	123.7	75.0	145.4	9.70	16.0
281.9	359.2	368.1	133.4	90.0	145.4	9.70	16.0
281.9	385.2	411.9	133.4	90.0	145.4	9.70	16.0
281.9	386.6	413.5	133.4	90.0	145.4	9.70	16.0
307.3	386.0	415.0	132.3	90.0	145.4	9.70	16.0
307.3	386.0	415.0	132.3	90.0	145.4	9.70	16.0
271.1	332.2	344.0	115.0	75.0	127.3	9.70	12.8
266.1	323.9	342.9	114.0	75.0	127.3	9.70	12.8
276.7	342.0	332.0	114.0	75.0	127.3	9.70	12.8
266.7	329.0	378.9	114.0	75.0	127.3	9.70	12.8
276.7	341.0	331.6	114.0	75.0	127.3	9.70	16.0
276.7	341.0	331.6	114.0	75.0	127.3	9.70	16.0
309.3	386.6	413.5	133.4	90.0	145.4	9.70	16.0
290.9	367.1	326.5	133.4	90.0	145.4	9.70	16.0
281.9	388.2	434.6	132.0	90.0	145.4	9.70	16.0
318.3	395.6	397.5	123.7	75.0	145.4	12.80	16.0
318.3	397.2	414.4	132.0	90.0	145.4	9.70	16.0

QPT

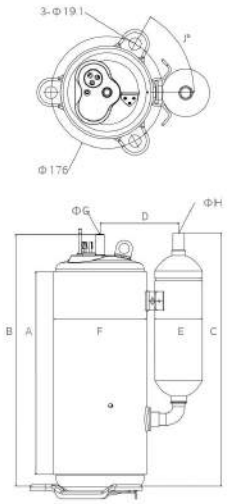

QKT

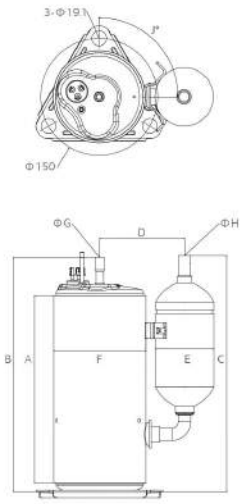

QJT

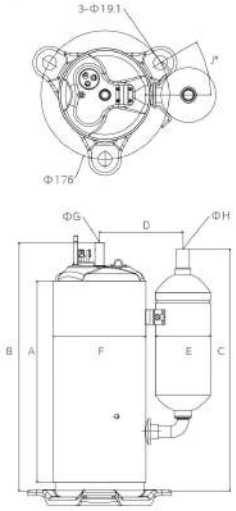

Unit : mm

Specification _ Constant speed (R410A, R22 /1Piston, 2Piston)

Special application for Tropical

Refrigerant	Type	Frequency	Voltage	Series	Model	Cooling Capacity Btu/hr	Cooling Capacity Watts	Input Watts	EER Btu/W.hr	COP W/W	Test Condition
R410A	1 Piston	50Hz	1Φ,220/240V	GPS	GPS250P	21,200	6,212	2,038	10.40	3.05	ASHRAE
					GPS290P	24,700	7,238	2,375	10.40	3.05	ASHRAE
		60Hz	1Φ,208-230V	GJS	GJS160K	15,800	4,630	1,540	10.26	3.01	ASHRAE
	2 Piston			GJT	GJT160K	16,000	4,689	1,584	10.10	2.96	ASHRAE
R22	1 Piston	50Hz	1Φ,220/240V	QJS	QJS222P	12,950	3,795	1,136	11.40	3.34	ASHRAE
				QK	QK222P	13,150	3,853	1,229	10.70	3.14	ASHRAE
					QKS164P	9,250	2,711	812	11.39	3.34	ASHRAE
				QJ	QJ282P	16,600	4,864	1,523	10.90	3.19	ASHRAE
					QJ330P	19,900	5,832	1,877	10.60	3.11	ASHRAE
				QP	QP325P	19,500	5,714	1,773	11.00	3.22	ASHRAE
					QP407P	24,400	7,150	2,180	11.19	3.28	ASHRAE
					QP425P	25,600	7,502	2,335	10.96	3.21	ASHRAE
					QP442P	26,200	7,678	2,380	11.01	3.23	ASHRAE
					QP464P	27,800	8,147	2,574	10.80	3.16	ASHRAE
				QV	QV325P	19,300	5,656	1,770	10.90	3.20	ASHRAE
			3Φ,380/420V	QP	QP425Y	25,000	7,326	2,380	10.50	3.08	ASHRAE
		60Hz	1Φ,208-230V	QJS	QJS258K	18,600	5,451	1,777	10.47	3.07	ASHRAE
					QJS278K	19,500	5,714	1,789	10.90	3.19	ASHRAE
					QJS282K	20,250	5,934	1,849	10.95	3.21	ASHRAE
			1Φ,208-230V	QJ	QJ258K	18,200	5,333	1,670	10.90	3.19	ASHRAE
					QJ278K	19,600	5,744	1,815	10.80	3.16	ASHRAE
					QJ282K	19,850	5,817	1,825	10.88	3.19	ASHRAE
			1Φ,208-230V	QP	QP325K	24,000	7,033	2,162	11.10	3.25	ASHRAE
					QP362K	27,000	7,912	2,455	11.00	3.22	ASHRAE
					QP390K	29,200	8,557	2,646	11.04	3.23	ASHRAE
				QV	QV325K	24,000	7,033	2,172	11.05	3.24	ASHRAE
				QVS	QVS250K	18,150	5,319	1,592	11.40	3.34	ASHRAE
					QVS348K	25,200	7,385	2,250	11.20	3.28	ASHRAE
	2 Piston	50Hz	1Φ,220/240V	QJT	QJT325P	19,300	5,656	1,771	10.90	3.19	ASHRAE
					QJT348P	20,500	6,007	1,898	10.80	3.17	ASHRAE
		60Hz	1Φ,208-230V	QPT	QPT407K	30,100	8,821	2,736	11.00	3.22	ASHRAE

Note 1 : Figures in the table are subject to change without prior notice for performance improvement.

Note 2 :

Test condition	Condenser temperature	Evaporation temperature	Suction temperature	Sub cool
ASHRAE	54.4°C	7.2°C	35°C	8.3°C

Dimension							
A	B	C	D	E	F	G	H
250.0	328.0	361.3	132.5	90.0	145.4	9.70	16.0
250.0	353.3	383.4	132.5	90.0	145.4	9.70	16.0
242.0	303.1	308.2	113.8	75.0	127.3	9.70	12.8
271.1	328.9	320.9	115.5	75.0	127.3	9.70	16.0
242.0	302.6	257.2	108.0	65.0	127.3	9.70	12.8
225.0	286.3	287.8	109.6	75.0	118.2	8.06	12.8
217.0	255.6	253.6	93.7	50.8	118.2	8.06	9.7
233.7	294.8	269.6	115.5	75.0	127.3	9.70	12.8
255.7	313.5	295.5	115.5	75.0	127.3	9.70	12.8
250.0	316.3	308.4	123.7	75.0	145.4	9.70	16.0
250.0	327.3	308.4	123.7	75.0	145.4	9.70	16.0
250.0	341.5	357.4	132.8	90.0	145.4	9.70	16.0
250.0	327.3	341.4	123.7	75.0	145.4	9.70	16.0
250.0	327.3	341.4	123.7	75.0	145.4	9.70	16.0
261.7	335.8	334.4	120.1	75.0	132.1	9.70	16.0
275.0	353.0	345.0	123.7	75.0	145.4	9.70	16.0
233.7	284.3	258.3	107.5	65.0	127.3	9.70	12.8
233.7	315.0	303.5	115.5	75.0	127.3	9.70	12.8
250.7	308.5	297.0	115.5	75.0	127.3	9.70	12.8
233.7	291.5	256.5	107.5	65.0	127.3	9.70	16.0
233.7	298.0	302.0	115.5	75.0	127.3	9.70	12.8
233.7	251.3	296.2	113.0	75.0	127.3	9.10	16.0
250.0	327.3	341.4	123.7	75.0	145.4	9.70	16.0
239.0	317.0	345.0	123.7	75.0	145.4	9.70	16.0
239.0	316.3	341.4	123.7	75.0	145.4	9.70	16.0
266.7	334.8	294.7	120.1	75.0	132.1	9.70	16.0
256.5	329.6	315.8	120.1	75.0	132.1	9.70	16.0
256.5	322.5	315.8	120.1	75.0	132.1	9.70	16.0
276.7	332.2	345.0	114.0	75.0	127.3	9.70	12.8
276.7	341.0	341.6	125.5	90.0	127.3	9.70	16.0
309.3	386.6	413.5	133.4	90.0	145.4	9.70	16.0

GPS

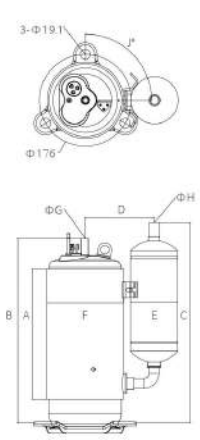

GJS / QJS

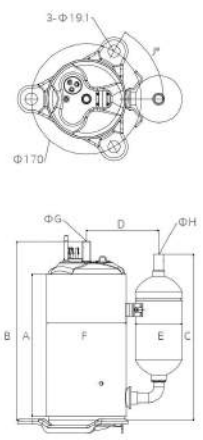

GJT / QJT

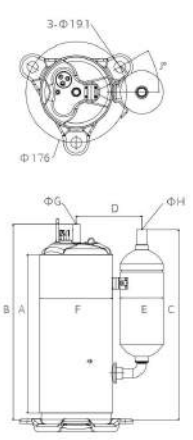

QK

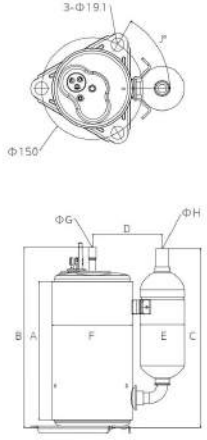

QJ

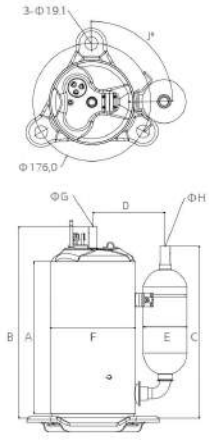

QP

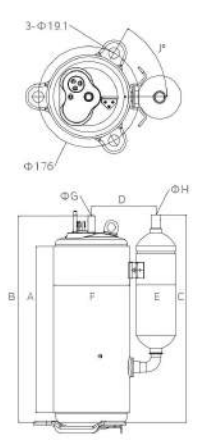

QV / QVS

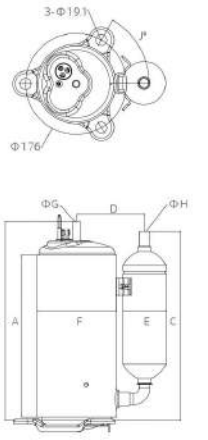

QPT

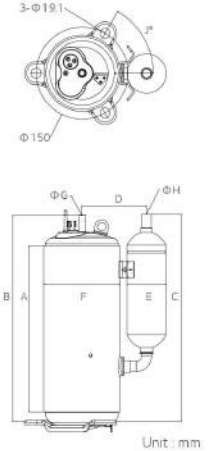

Unit : mm

Specification _ Constant speed (R134a, 1Piston)

Special application for Dryer, AWHP, Water heater

Refrigerant	Type	Frequency	Voltage	Series	Model	Cooling Capacity		Input	EER	COP	Test Condition
						Btu/hr	Watts	Watts	Btu/Whr	W/W	
R134a	1Piston	50Hz	1Φ,220/240V	EA	EA066P	4,420	1,295.2	373	11.85	3.47	Dryer condition
					EA078P	5,210	1,526.7	420	12.40	3.64	Dryer condition
					EA089P	6,000	1,758.2	480	12.50	3.66	Dryer condition
				EKS	EKS080P	5,150	1,509.2	423	12.17	3.57	Dryer condition
					EKS094P	6,000	1,758.2	496	12.10	3.54	Dryer condition
					EKS120P	7,650	2,241.8	634	12.07	3.54	Dryer condition
		60Hz	1Φ208-230V		EKS094K	7,250	2,124.5	594	12.21	3.58	Dryer condition
			1Φ,115V		EKS094C	7,450	2,183.2	621	12.00	3.52	Dryer condition

Note 1 : Figures in the table are subject to change without prior notice for performance improvement.

Note 2 :

Test condition	Condenser temperature	Evaporation temperature	Suction temperature	Sub cool
Dryer condition	71.0℃	23.0℃	35℃	24.9℃

Dimension							
A	B	C	D	E	F	G	H
166.8	229.7	199.9	87.0	31.8	106.2	8.06	9.7
166.8	229.7	199.9	87.0	31.8	106.2	8.06	9.7
166.8	229.7	199.9	87.0	31.8	106.2	8.06	9.7
180.0	241.3	209.6	94.5	31.8	118.2	8.06	9.7
174.0	241.3	209.6	94.5	31.8	118.2	8.06	9.7
174.0	241.3	209.6	93.7	50.8	118.2	8.06	9.7
174.0	240.0	208.0	94.5	31.8	118.2	8.06	9.7
180.0	262.6	209.6	94.5	31.8	118.2	8.06	9.7

EA

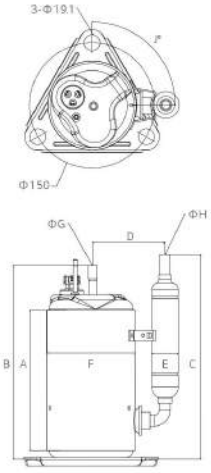

EKS

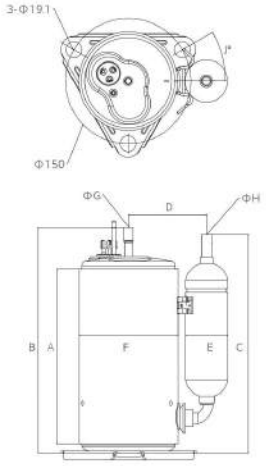

Specification _ Inverter (R410A, R32 / 1Piston, 2Piston, 2Stage)

Refrigerant	Type	Series	Model	Magnet	Power	Cooling Capacity		Input	EER	COP	Test Condition @60Hz
						Btu/hr	Watts	Watts	Btu/W.hr	W/W	
R410A	1Piston	GA	GA092MA	NdFeB	DC280V	10,095	2,958	870	11.6	3.4	ASHRAE
			GA092MC	NdFeB		10,095	2,958	893	11.3	3.3	ASHRAE
			GA092MM	NdFeB		10,095	2,958	926	10.9	3.2	ASHRAE
			GA102MK	NdFeB		10,900	3,194	940	11.6	3.4	ASHRAE
			GA102MA	NdFeB		10,950	3,209	961	11.4	3.3	ASHRAE
			GA102MD	NdFeB		10,850	3,179	960	11.3	3.3	ASHRAE
			GA072MF	Ferrite		7,600	2,227	685	11.1	3.3	ASHRAE
			GA102MF	Ferrite		11,000	3,223	974	11.3	3.3	ASHRAE
	2Piston	GKT	GKT128MF	Ferrite	DC280V	13,600	3,985	1,236	11.0	3.2	ASHRAE
			GKT128MA	NdFeB		13,400	3,927	1,196	11.2	3.3	ARI
			GKT141MA	NdFeB		14,600	4,278	1,300	11.2	3.3	ARI
		GKT	GKT141MB	NdFeB	DC380V	14,600	4,278	1,327	11.0	3.2	ARI
			GKT176MA	NdFeB		18,800	5,509	1,649	11.4	3.3	ARI
			GKT176MB	NdFeB		18,800	5,509	1,694	11.1	3.3	ARI
			GKT176MF	Ferrite		19,000	5,568	1,727	11.0	3.2	ARI
			GKT208MA	NdFeB		22,200	6,505	2,018	11.0	3.2	ARI
		GJT	GJT240MA	NdFeB	DC380V	25,300	7,414	2,280	11.1	3.3	ARI
			GJT240MB	NdFeB		25,300	7,414	2,342	10.8	3.2	ARI
			GJT325MA	NdFeB		35,200	10,315	3,114	11.3	3.3	ARI
		GPT	GPT330MA	NdFeB	DC380V	35,200	10,315	3,114	11.3	3.3	ARI
			GPT442MA	NdFeB		47,500	13,919	4,241	11.2	3.3	ARI
			GPT442MB	NdFeB	DC520V	47,500	13,919	4,241	11.2	3.3	ARI
	2stage	GJD	GJD240MB	NdFeB	DC380V	25,600	7,502	2,415	10.6	3.1	ARI
		GPD	GPD420MA	NdFeB	DC520V	47,300	13,861	4,380	10.8	3.2	ARI
R32	1Piston	DA	DA072MF	Ferrite	DC280V	7,900	2,315	731	10.8	3.2	ASHRAE
			DA102MF	Ferrite		11,450	3,355	1,032	11.1	3.3	ASHRAE
			DA102MJ	NdFeB		11,450	3,355	1,004	11.4	3.3	ASHRAE
	2Piston	DKT	DKT141MB	NdFeB	DC280V	15,400	4,513	1,403	11.0	3.2	ARI
			DKT208MA	NdFeB	DC380V	23,400	6,857	2,127	11.0	3.2	ARI
		DPT	DPT442MA	NdFeB	DC520V	50,500	14,799	4,510	11.2	3.3	ARI

Note 1 : Figures in the table are subject to change without prior notice for performance improvement.

Note 2 :

Test condition	Condenser temperature	Evaporation temperature	Suction temperature	Sub cool
ASHRAE	54.4℃	7.2℃	35℃	8.3℃
ARI	54.4℃	7.2℃	18.3℃	8.3℃

Range (rps)	Dimension								Type
	A	B	C	D	E	F	G	H	
15~110	168.0	232.7	266.7	94.0	65.0	106.2	8.1	12.8	I
15~110	168.0	232.6	247.1	96.8	75.0	106.2	8.1	12.8	I
15~110	168.0	232.7	246.2	96.8	75.0	106.2	8.1	12.8	I
15~120	212.0	274.9	303.4	96.8	75.0	106.2	8.1	12.8	I
15~120	168.0	232.7	246.2	96.8	75.0	106.2	8.1	12.8	I
15~120	212.0	274.9	303.4	96.8	75.0	106.2	8.1	9.7	I
15~120	202.0	266.7	246.2	101.9	75.0	106.2	8.1	12.8	I
15~120	202.0	266.3	305.4	101.9	75.0	106.2	8.1	12.8	I
10~100	261.7	322.0	331.0	109.6	75.0	118.2	9.7	12.8	I
10~100	269.7	330.0	331.3	109.6	75.0	118.2	9.7	12.8	I
10~100	264.7	335.7	349.5	118.7	90.0	118.2	9.7	12.8	I
10~100	249.7	310.0	338.8	118.7	90.0	118.2	9.7	12.8	I
10~100	269.7	320.0	328.8	118.7	90.0	118.2	9.7	12.8	II
10~80	218.5	279.5	339.5	118.7	90.0	118.2	9.7	12.8	II
10~100	269.7	320.0	328.8	118.7	90.0	118.2	9.7	12.8	II
10~110	238.5	299.5	346.5	109.6	75.0	118.2	9.7	12.8	II
10~110	271.1	352.7	324.2	108.0	31.8	127.3	9.7	16.0	II
10~110	251.1	332.7	365.7	114.2	75.0	127.3	9.7	16.0	II
10~110	276.7	358.3	357.9	123.6	90.0	127.3	9.7	16.0	II
15~100	259.6	385.2	412.1	132.0	90.0	145.4	12.8	16.0	II
15~100	259.6	363.8	335.5	116.8	31.8	145.4	12.8	19.2	II
15~100	259.6	363.8	335.5	116.8	31.8	145.4	12.8	19.2	II
20~100	318.0	383.0	361.0	179.0	75.0	127.3	9.7	19.2	II
35~100	305.0	407.7	376.5	124.0	75.0	145.4	12.8	19.2	II
10~120	202.0	266.3	246.2	101.9	75.0	106.2	8.1	12.8	I
10~120	202.0	266.7	304.2	101.9	75.0	106.2	8.1	12.8	I
10~120	202.0	266.7	304.2	101.9	75.0	106.2	8.1	12.8	I
10~100	249.7	310.0	338.8	118.7	90.0	118.2	9.7	12.8	I
10~110	238.5	299.5	346.5	109.6	75.0	118.2	9.7	12.8	II
15~100	259.6	363.8	335.5	116.8	31.8	145.4	12.8	19.2	II

Type I

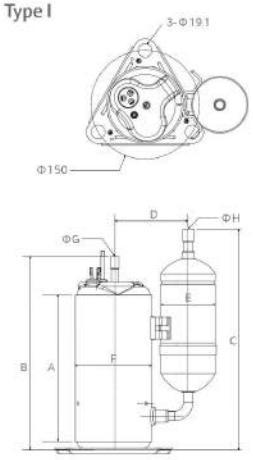

Type II

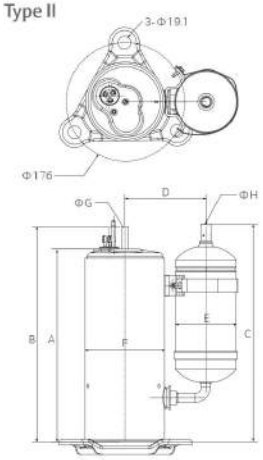

Unit : mm

Specification_ Drive

		Contents	4kW Drive	6kW Drive
Drive	1	Model name (P/No.)	PDR040K010 / 020	PDR060K010 / 020
	2	Rated input voltage	1 , 208-230Vac, 50/60Hz	1 , 208-230Vac, 50/60Hz
	3	Maximum input current	18Arms	29Arms
	4	Maximum input power	4,000 W	6,000 W
	5	Operating compressor Hz	20 ~ 70Hz	20 ~ 70Hz
	6	Converter type / boost up voltage	PFC / 380Vdc	PFC / 380Vdc
	7	PFC ON/OFF Control	Based on Input power 900 / 600 W *1	Based on Input power 900 / 600 W *1
	8	Compressor connection color	Red (U) / Yellow (V) / Blue (W)	Red (U) / Yellow (V) / Blue (W)
	9	Ambient operating temperature	-20°C ~ 48°C	-20°C ~ 48°C
	10	Storage temperature	-40°C ~ 60°C	-40°C ~ 60°C
	11	Max. storage relative humidity	85%	85%

		Contents	4kW Drive	6kW Drive
Reactor	1	Model name (P/No.)	PDR040K030	PDR060K030
	2	Rated input voltage	1 , 208-230Vac, 50/60Hz	1 , 208-230Vac, 50/60Hz
	3	Maximum input current	18Arms	29Arms
	4	Inductance at 20KHz, 1VAC (20°C)	200μH ± 15%	450μH Min

		Contents	4kW Drive	6kW Drive
Noise	1	Model name (P/No.)	-	PDR060K040
	2	Rated input voltage	-	1 , 220-240Vac, 50/60Hz
	3	Maximum input current	-	29Arms
	4	Inductance at 1KHz, 1Vac (20°C)	-	4.03mH Min. (Synthetic inductance)

4 kW Drive

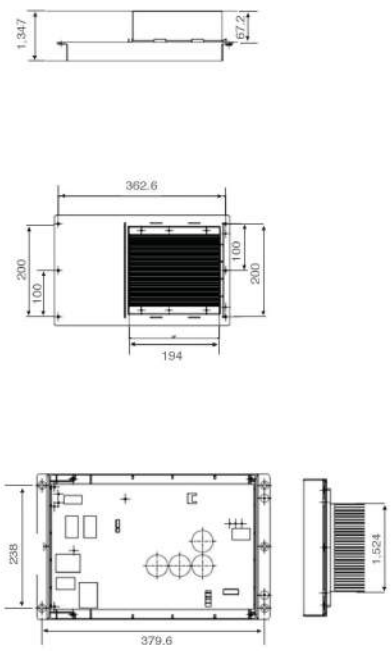

6 kW Drive



Unit : mm

Wiring Diagram

for External O.L.P

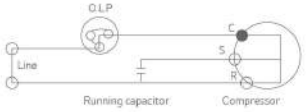

for Internal O.L.P

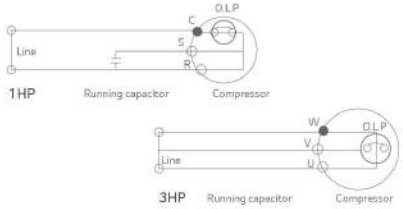

Cover Terminal Fitting

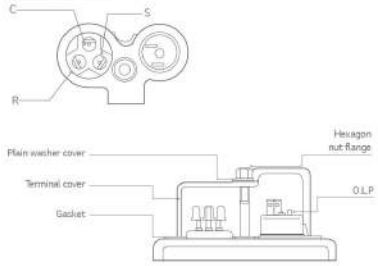

Cover Terminal Fitting

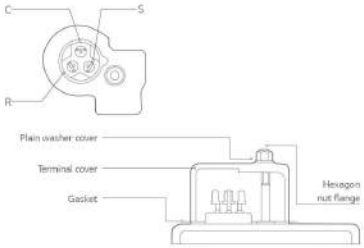

*O.L.P : Over Load Protector

Mounting

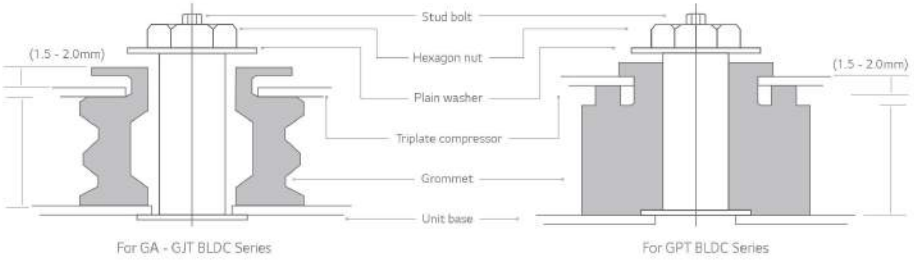

Accessory Part

Series	Standard accessory					Optional accessory		
	Terminal cover	Gasket	Plain washer	Hexagon nut	Grommet	Stud bolt	Plain washer	Nut
EA	①	③	⑤	⑥	⑦	⑩	⑪	⑫
GA / DA / GK / GKT / GJT	①	③	⑤	⑥	⑦	⑩	⑪	⑫
GPT	①	③	⑤	⑥	⑦	⑩	⑪	⑫
EKS / GKS / GJ / QK / GK NK / QKS / QKT / QP	②	④	⑤	⑥	⑧	⑩	⑪	⑫

Packing & Container Stuffing Quantity

Items	1 Step pallet		2 Step pallet		1 Container (20ft)				
Series	Packing quantity	Size B	Packing quantity	Size B	Packing quantity	Pallet quantity 1step	2 step	Accessory	Total
DA / EA/ GA	20	430	40	610↑	1420	1	35	1	37
DA / GA	20	430	40	610	1420	1	35	1	37
DJT / GJT	20	510	40	740↑	860	3	20	1	24
DKT / GKT	16	420	32	810	752	1	23	1	25
DPT / GPT	16	520	32	740↑	560	11	12	1	24
EKS / GK / NK / QK	20	420	40	645	1160	12	23	1	36
GJ / NJ / QJ	20	370	40	740↑	940	1	23	1	25
GP / NP / QP	16	520	32	920↑	688	3	20	1	24

Note : Packing conditions are subjects to change without notice.

1 Step pallet

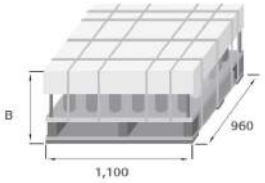

2 Steps pallet

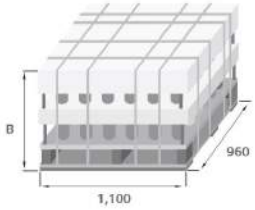

Unit : mm